

Gloucester City Council

Allotment Structure Form

Plot No: _____ **Site:** _____

Name: _____

Address: _____

Postcode: _____ **Contact Tel No:** _____

Email Address: _____

I wish to apply for permission to erect the following structure on the above-mentioned plot and agree to maintain it in good repair. On the termination of my tenancy, I will remove the structure or transfer the ownership and responsibility to the next tenant, with their agreement at no cost.

DESCRIPTION

Please circle the relevant information: Greenhouse / Shed / Poly-tunnel

Age of Structure: New/_____ years old

What materials is it made from?

Walls: _____

Roof: _____

Floor: _____

Signature of Applicant: _____

Date: _____

Please use the back of this form to show the size, appearance and location of the shed, greenhouse or poly-tunnel.




Please see the sketches below and indicate dimensions of the base, end and side elevation of the proposed shed, greenhouse or poly-tunnel. **This does not apply to poly-tunnels or cloches that are below 4 feet / 120cms in height.**




Base

**No bigger than 8ft / 240cms
X 6ft / 180cms**



End elevation


**No higher than
8ft / 240cms**



Side elevation

**No higher than
8 ft / 240cms**

Also indicate (in the 'plot' area below) where you wish to position the shed, greenhouse or poly-tunnel on your numbered plot. Please indicate position of track / front or back of plot etc.



Plot no: _____

Please remember to note the following conditions:

Sheds, greenhouses and poly-tunnels are permitted with prior written approval from the City Council on condition

- No one structure is more than 6ft x 8ft x 8ft high (or 1.8 x 2.4cms high)
- No more than 25% of a plot being used for structures
- The structure must be sound and safe but must not be of a permanent nature
- The position of the structure on the plot must not cause overshadowing of neighbouring plots.
- Any shed or greenhouse must include a rainwater collection system feeding a water butt on the plot.
- Allotment holders will be asked to make good or remove any non-compliant structures.
- Unsafe and or non-compliant structures will be removed from vacant plots before re-letting.

Please complete this form and return it to:

Neighbourhood Management Services (NMS), Gloucester City Council, Herbert Warehouse, The Docks, Gloucester, GL1 2EQ

Please wait for a reply from NMS, granting permission for the structure to be erected prior to carrying out any works.