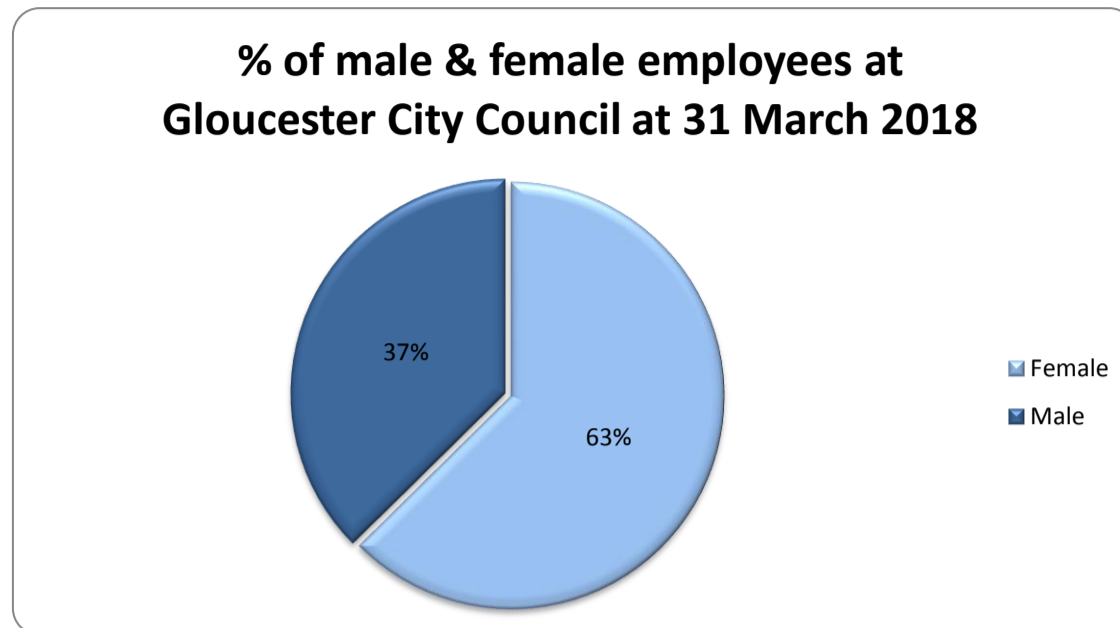


Gender Pay gap and % gender split for Gloucester City Council

All data as at 31 March 2018

The mean gender pay gap	15.36%
The median gender pay gap	12.00%

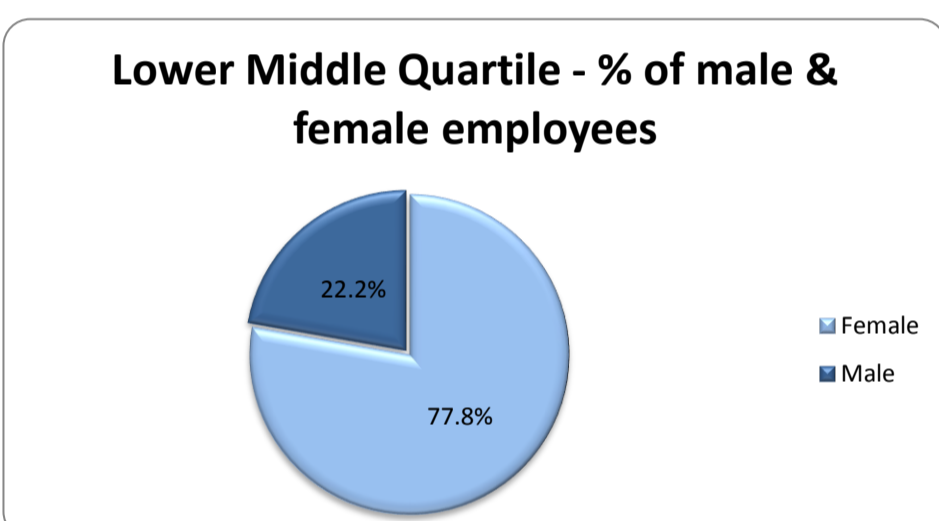
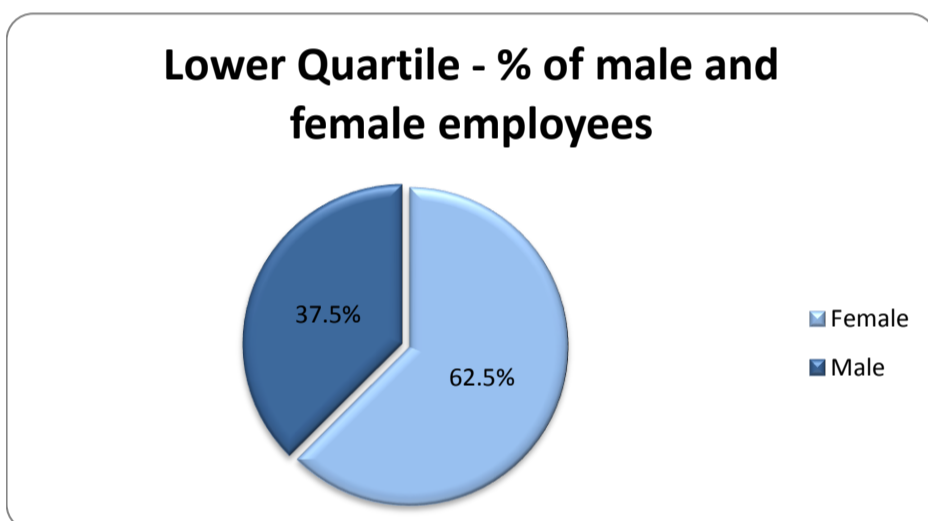
Proportion of male and female employees employed by Gloucester City Council 31.03.18		
Gender	Count	Percentage
Female	139	63%
Male	83	37%
TOTAL	222	100%



Gender split by pay quartile

Lower Quartile		
Gender	Count	Percentage
Female	35	62.5%
Male	21	37.5%
Grand Total	56	100%

Lower Middle Quartile		
Gender	Count	Percentage
Female	42	77.8%
Male	12	22.2%
Grand Total	54	100%



Upper Middle Quartile		
Gender	Count	Percentage
Female	34	61.8%
Male	21	38.2%
Grand Total	55	100%

Upper Quartile		
Gender	Count	Percentage
Female	28	49.1%
Male	29	50.9%
Grand Total	57	100%

