

Planning Application Boundary

\_\_\_\_\_

**Exinction**

Great Western Yard

REF NO	STATUS	FILE
19050	01-3-00	FL

© Darling Associates Ltd.



Notes





**General Notes**

The drawings are prepared for the purpose of illustrating the proposed demolition of the existing buildings. The drawings are not to be used for any other purpose. The drawings are not to be used for any other purpose. The drawings are not to be used for any other purpose.

**Key Plan**

North Phase  
South Phase

**Notes**

Notes

Building Schedule	
A	17m <sup>2</sup>
B	950m <sup>2</sup>
C	46m <sup>2</sup>
D	107m <sup>2</sup>
E	104m <sup>2</sup>
F	30m <sup>2</sup>
G	180m <sup>2</sup>
H	420m <sup>2</sup>
I	10m <sup>2</sup>
Total	1864m <sup>2</sup>

Building to be Demolition

Planning Application Boundary



REV	NOTES	DATE	BY	APP'D
-----	-------	------	----	-------

**DARLING ASSOCIATES ARCHITECTS**

1 Greenfoot Row  
London SW1P 0H  
UK

**Planning**

**Existing Demolition Plan**

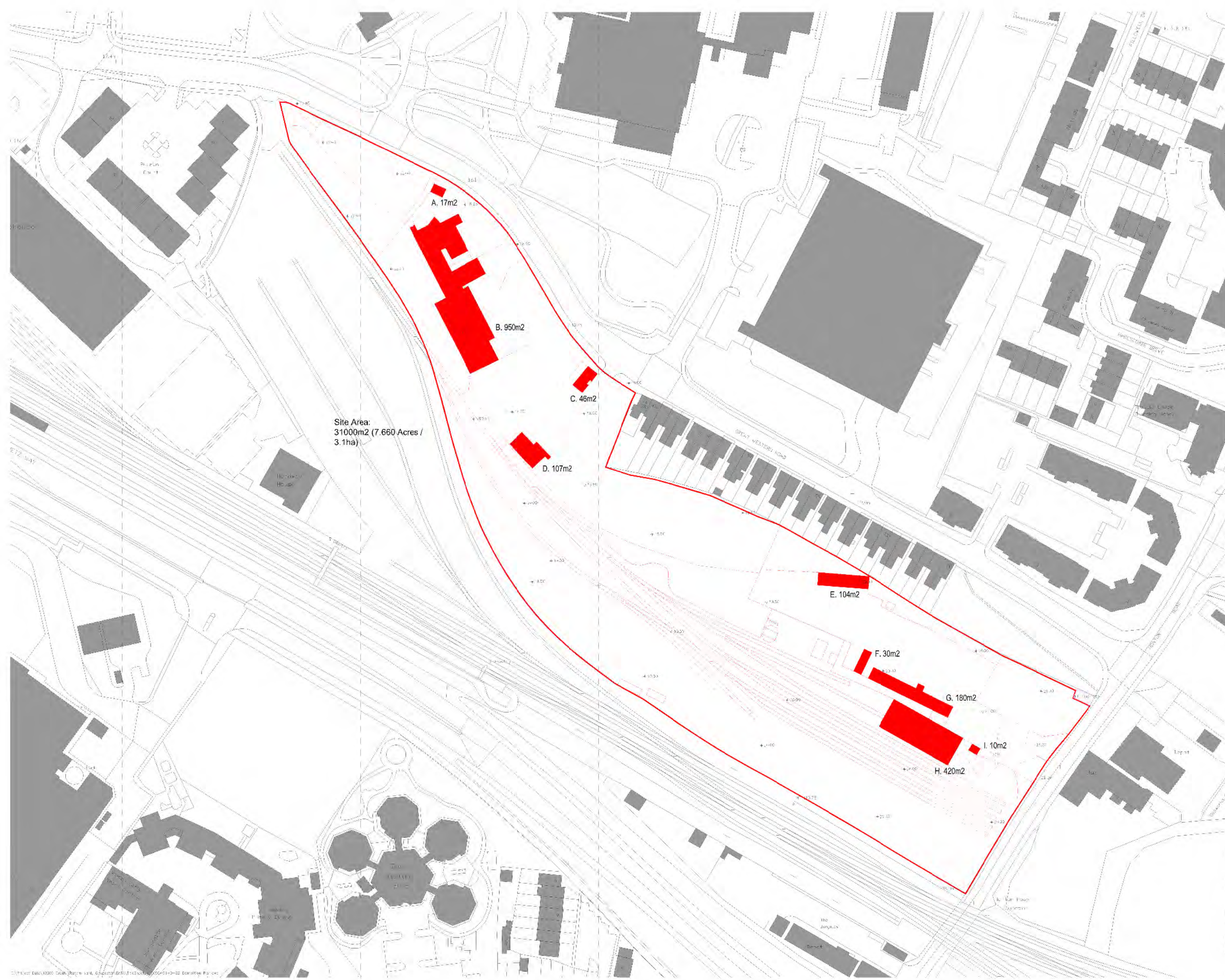
PROJECT  
Greal Western Yard

SCALE 1:1000  
SCALE 1:1000

DATE 01-3-02  
DATE 01-3-02

BY  
BY

Darling Associates Ltd.





### Block D

SCALE BAR IN mm

DARLING ASSOCIATES  
ARCHITECTS

## Planning

PROJECT  
Great Western Yard

© Darling Associates Ltd.



Key Plan

Notes



Northern Phase 

Southern Phase 

SCALE BAR IN mm

REV	NOTES	DATE	BY	AM
01	INITIAL PURCHASING	3/15/2022	0	00

DARLING ASSOCIATE  
ARCHITECTS

1 Greencoat Row  
London SW1P 3DH  
UK

## Planning

### Proposed Phasing Plan

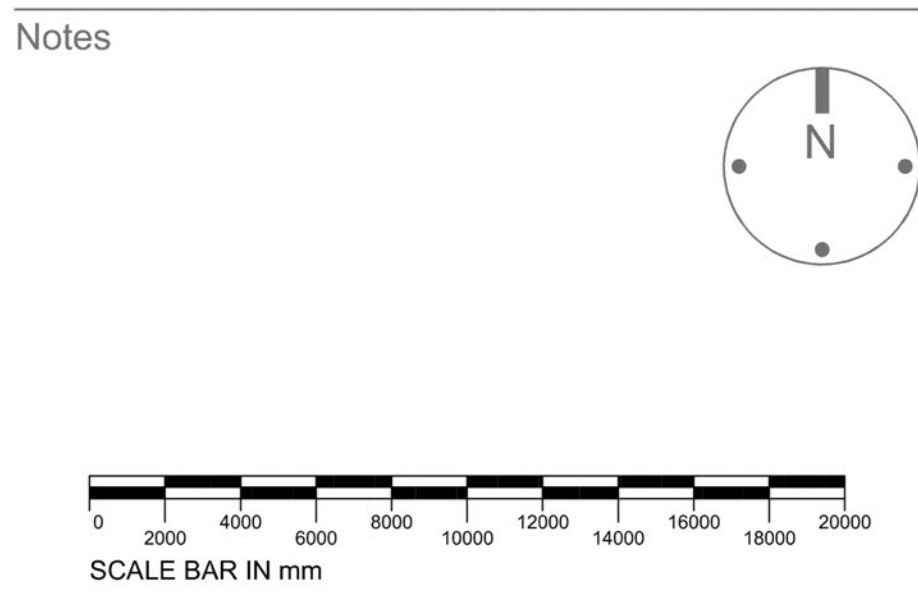
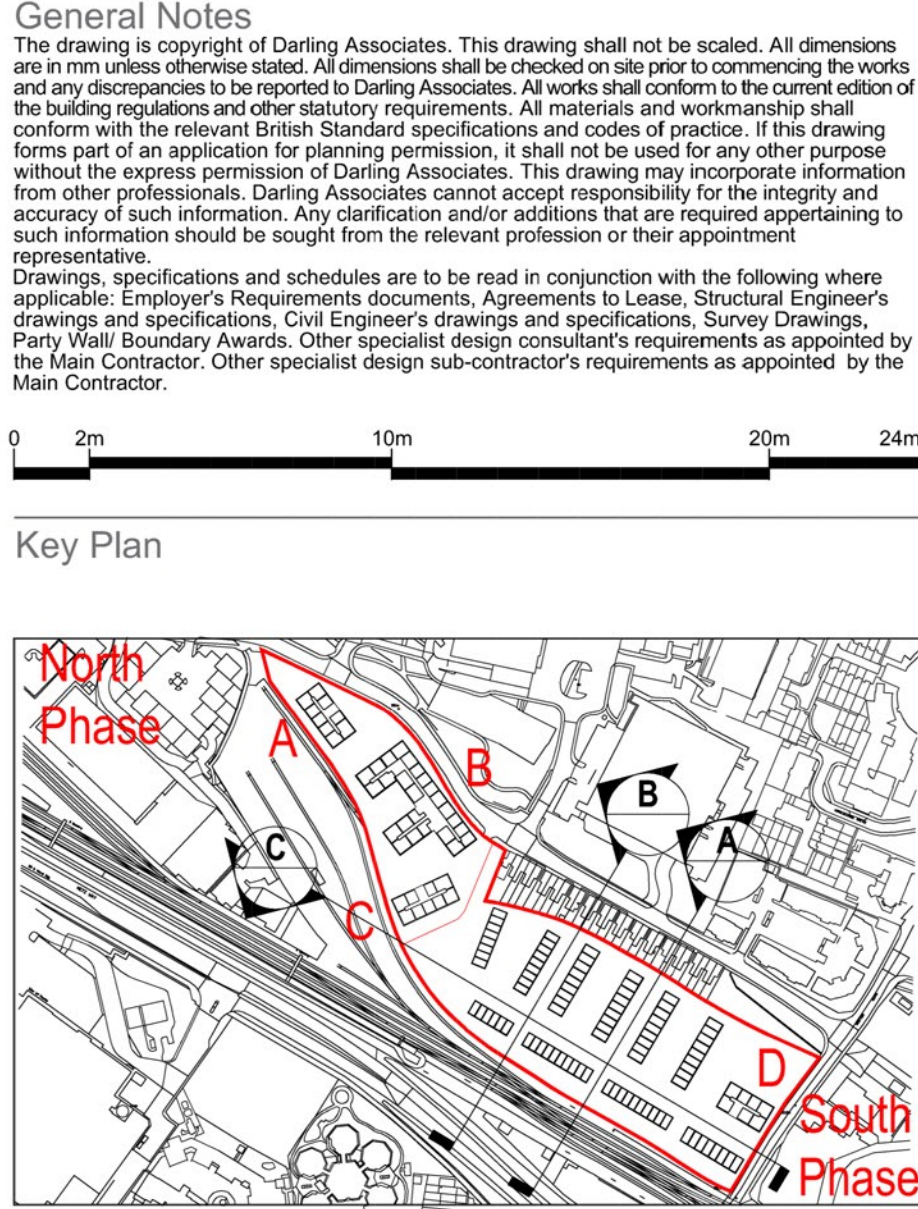
PROJECT  
Great Western Yard

SCALE A - 10	SCALE A - 10
1500	N.T.S.

19050 03-0-01 PL  
© Darling Associates Ltd.

(c) Darling Associates Ltd.





PL	Issue for Planning	JUN 2022	JS	TP
REV	NOTES	DATE	BY	AUTH

DARLING ASSOCIATES  
ARCHITECTS

1 Greencoat Row  
London SW1P 1PQ  
UK

DRAWING STATUS  
**Planning**

TITLE  
**Proposed  
Street Elevations - Sheet 1 of 2**

PROJECT  
Great Western Yard

SCALE AT A0:  
1:200

SCALE AT A3:  
N.T.S.

JOB NO.  
19050

DRAWING  
03-2-00

REV  
PL

© Darling Associates Ltd.





1 Townhouse 3B 5P Type 1 - Front Elevation  
SCALE 1:50



2 Townhouse 3B 5P Type 1 - Side Elevation  
SCALE 1:50



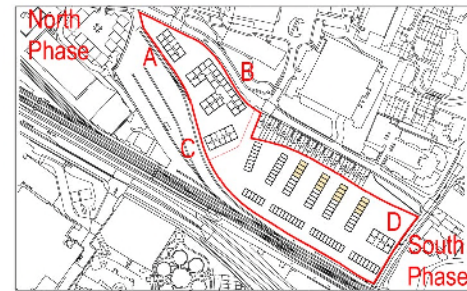
3 Townhouse 3B 5P Type 1 - Rear Elevation  
SCALE 1:50

## General Notes

The drawing is copyright of Darling Associates. This drawing shall not be scaled. All dimensions are in mm unless otherwise stated. All dimensions shall be checked on site prior to commencing the works and any discrepancies to be reported to Darling Associates. All works shall conform to the current edition of the Building Regulations and other statutory requirements. All materials and workmanship shall conform with the relevant British Standard specifications and codes of practice. If this drawing forms part of an application for planning permission, it shall not be used for any other purpose without the express permission of Darling Associates. This drawing may incorporate information from other professionals. Darling Associates cannot accept responsibility for the integrity and accuracy of such information. Any clarification and/or additions that are required appearing to such information should be sought from the relevant profession or their appointment representative.

Drawings, specifications and schedules are to be read in conjunction with the following where applicable: Employer's Requirements documents, Agreements to Lease, Structural Engineers drawings and specifications, Civil Engineers drawings and specifications, Survey Drawings, Party Wall Boundary Awards, Other specialist design consultant's requirements as reported by the Main Contractor. Other specialist design sub-contractor's requirements as appointed by the Main Contractor.

## Key Plan



## Notes

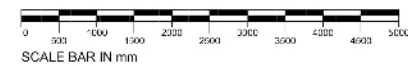
### Material Key:

- 1: Red Brick
- 2: Dark Red Brick
- 3: RWP
- 4: Feature Coloured Brick
- 5: GRP Canopy
- 6: Double Glazed Window Unit
- 7: Grey Metal Window Surround
- 8: Dark Roof Tile
- 9: Double Glazed Bi-fold Glass Doors

### House Type

3B 5P Type 1

Total: 16



PL	Issue for Planning	JUN 2022	JS	TP
REV	NOTES	DATE	BY	AUTH

## DARLING ASSOCIATES ARCHITECTS

1 Greencoat Row  
London SW1P 1PQ  
UK

### DRAWING STATUS

## Planning

TITLE  
**House Elevations - 3B 5P Type 1**

PROJECT  
Great Western Yard

SCALE AT A1:	SCALE AT A3:	REV
1:50	1:100	PL
JOB NO.	DRAWING	REV
19050	03-2-01-3b5p	PL

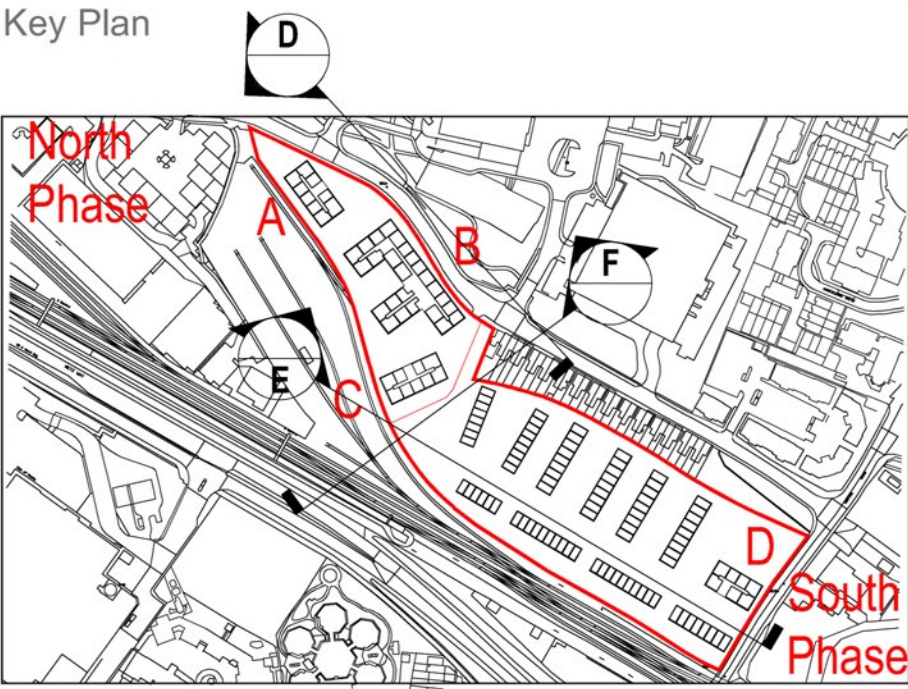
© Darling Associates Ltd.



General Notes

The drawing is copyright of Darling Associates. This drawing shall not be scaled. All dimensions are in mm unless otherwise stated. All dimensions shall be checked on site prior to commencing the works and any discrepancies to be reported to Darling Associates. All works shall conform to the current edition of the building regulations and other statutory requirements. All materials and workmanship shall conform with the relevant British Standard specifications and codes of practice. If this drawing forms part of an application for planning permission, it shall not be used for any other purpose without the express permission of Darling Associates. This drawing may incorporate information from other professionals. Darling Associates cannot accept responsibility for the integrity and accuracy of such information. Any variation or modification shall require approval in writing from the relevant professional or their appointment representative.

Drawings, specifications and schedules are to be read in conjunction with the following where applicable: Employer's Requirements documents, Agreements to Lease, Structural Engineer's drawings and specifications, Civil Engineer's drawings and specifications, Survey Drawings, Party Wall Boundary Awards. Other specialist design consultant's requirements as appointed by the Main Contractor. Other specialist design sub-contractor's requirements as appointed by the Main Contractor.



D

SCALE 1:200



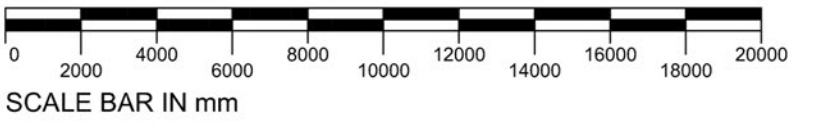
E

SCALE 1:200



F

SCALE 1:200



PL	Issue for Planning	JUN 2022	JS	TP
REV	NOTES	DATE	BY	AUTH

DARLING ASSOCIATES  
ARCHITECTS

1 Greencoat Row  
London SW1P 1PQ  
UK

DRAWING STATUS  
**Planning**

TITLE  
**Proposed  
Street Elevations - Sheet 2 of 2**

PROJECT  
Great Western Yard

SCALE AT A0:  
1:200

SCALE AT A3:  
N.T.S.

JOB NO.  
19050

DRAWING  
03-2-01

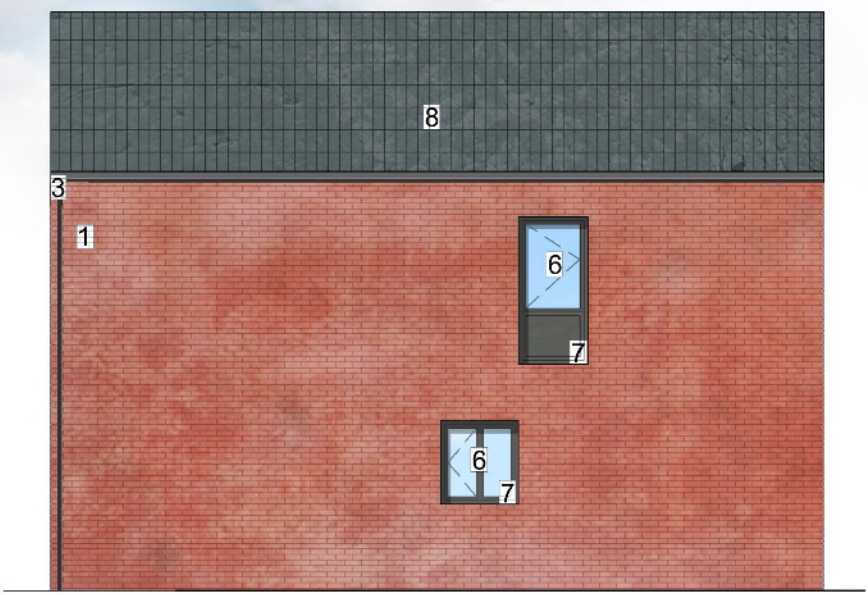
REV  
PL

© Darling Associates Ltd.





1 Townhouse 3B 4P Type 1 - Front Elevation  
SCALE 1:50



2 Townhouse 3B 4P Type 1 - Side Elevation  
SCALE 1:50



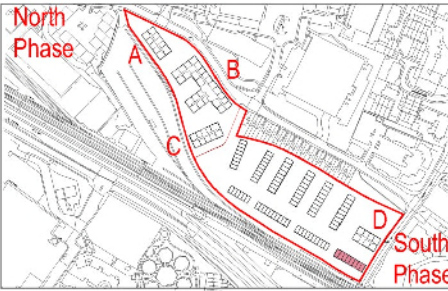
3 Townhouse 3B 4P Type 1 - Rear Elevation  
SCALE 1:50

## General Notes

This drawing is copyright of Darling Associates. This drawing shall not be scaled. All dimensions are in mm unless otherwise stated. All dimensions shall be checked on site prior to commencing the works and any discrepancies to be reported to Darling Associates. All works shall conform to the current editions of the building regulations and other statutory requirements. All materials and workmanship shall conform with the relevant British Standard specifications and codes of practice. If this drawing forms part of an application for planning permission, it shall not be used for any other purpose without the express permission of Darling Associates. This drawing may incorporate information from other professionals. Darling Associates cannot accept responsibility for the integrity and accuracy of such information. Any clarification and/or additions that are required appearing to such information should be sought from the relevant profession or their appointment representative.

Drawings, specifications and schedules are to be read in conjunction with the following where applicable: Employer's Requirements documents, Agreements to Lease, Structural Engineer's drawings and specifications, Civil Engineer's drawings and specifications, Survey Drawings, Party Wall Boundary Awards. Other specialist design consultant's requirements as appointed by the Main Contractor. Other specialist design sub-contractor's requirements as appointed by the Main Contractor.

## Key Plan



## Notes

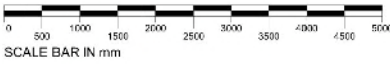
### Material Key:

- 1: Red Brick
- 2: Dark Red Brick
- 3: RWP
- 4: Feature Coloured Brick
- 5: GRP Canopy
- 6: Double Glazed Window Unit
- 7: Grey Metal Window Surround
- 8: Dark Roof Tile
- 9: Double Glazed Bi-fold Glass Doors

### House Type

3B 4P Type 1

Total: 8



PL	Issue for Planning	JUN 2022	JS	TP
REV	NOTES	DATE	BY	AUTH

## DARLING ASSOCIATES ARCHITECTS

1 Greencoat Row  
London SW1P 1PQ  
UK

### DRAWING STATUS

### Planning

TITLE  
**House Elevations - 3B 4P Type 1**

PROJECT  
Great Western Yard

SCALE AT A1:  
1:50

SCALE AT A3:  
1:100

JOB NO.

19050

DRAWING

03-2-02-3b4p

REV


PL

© Darling Associates Ltd.





1 Townhouse 3B 4P Type 2 - Front Elevation  
SCALE 1:50



2 Townhouse 3B 4P Type 2 - Side Elevation  
SCALE 1:50



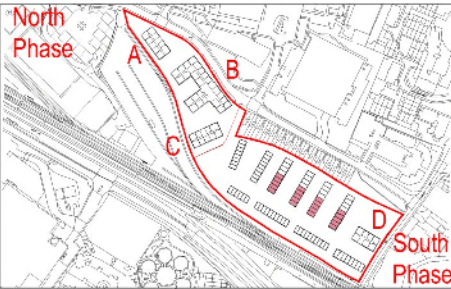
3 Townhouse 3B 4P Type 2 - Rear Elevation  
SCALE 1:50

## General Notes

The drawing is copyright of Darling Associates. This drawing shall not be scaled. All dimensions are in mm unless otherwise stated. All dimensions shall be checked in situ prior to commencing the work and any discrepancies to be reported to Darling Associates. All work shall conform to the current edition of the Building Regulations and other statutory requirements. All materials and workmanship shall conform with the relevant British Standard specifications and codes of practice. If this drawing forms part of an application for planning permission, it shall not be used for any other purpose without the express permission of Darling Associates. This drawing may incorporate information from other professionals. Darling Associates cannot accept responsibility for the integrity and accuracy of such information. Any clarification and/or additions that are required appertaining to such information should be sought from the relevant professional or their appointment representative.

Drawings, specifications and schedules are to be read in conjunction with the following where applicable: Employer's Requirements documents, Agreements to Lease, Structural Engineer's drawings and specifications, Civil Engineer's drawings and specifications, Survey Drawings, Party Wall Boundary Awards, Other specialist design consultant's requirements as specified by the Main Contractor, Other specialist design sub-contractor's requirements as specified by the Main Contractor.

## Key Plan



## Notes

## Material Key:

- 1: Red Brick
- 2: Dark Red Brick
- 3: RWP
- 4: Feature Coloured Brick
- 5: GRP Canopy
- 6: Double Glazed Window Unit
- 7: Grey Metal Window Surround
- 8: Dark Roof Tile
- 9: Double Glazed Bi-fold Glass Doors

## House Type

3B 4P Type 2

Total: 20



PL	Issue for Planning	JUN 2022	JS	TP
REV	NOTES	DATE	BY	AUTH

## DARLING ASSOCIATES ARCHITECTS

1 Greencoat Row  
London SW1P 1PQ  
UK

## DRAWING STATUS

### Planning

TITLE  
**House Elevations - 3B 4P Type 2**

PROJECT  
Great Western Yard

SCALE AT A1:  
1:50

SCALE AT A3:  
1:100

JOB NO.  
19050

DRAWING  
03-2-03-3b4p

REV  
PL

© Darling Associates Ltd.





1 Townhouse 2B 3P Type 1 - Front Elevation  
SCALE 1:50



2 Townhouse 2B 3P Type 1 - Side Elevation  
SCALE 1:50



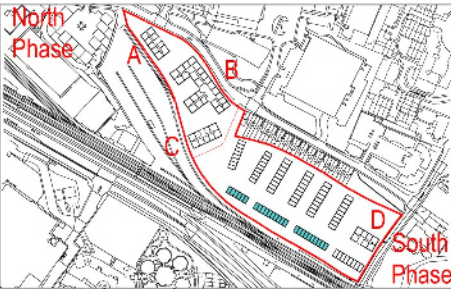
3 Townhouse 2B 3P Type 1 - Rear Elevation  
SCALE 1:50

## General Notes

The drawing is copyright of Darling Associates. This drawing shall not be scaled. All dimensions are in mm unless otherwise stated. All dimensions shall be checked on site prior to commencing the works and any discrepancies to be reported to Darling Associates. All works shall conform to the current edition of the building regulations and other statutory requirements. All materials and workmanship shall conform with the relevant British Standard specifications and codes of practice. If this drawing forms part of an application for planning permission, it shall not be used for any other purpose without the express permission of Darling Associates. This drawing may incorporate information from other professionals. Darling Associates cannot accept responsibility for the integrity and accuracy of such information. Any clarification and/or additions that are required appertaining to such information should be sought from the relevant profession or their appointment representative.

Drawings, specifications and schedules are to be read in conjunction with the following where applicable: Employer's Requirements documents, Agreements to Lease, Structural Engineers drawings and specifications, Civil Engineers drawings and specifications, Survey Drawings, Party Wall Boundary Awards, Other specialist design consultants requirements as reported by the Main Contractor. Other specialist design sub-contractor's requirements as appointed by the Main Contractor.

## Key Plan



## Notes

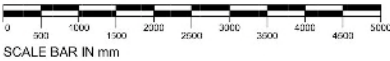
### Material Key:

- 1: Red Brick
- 2: Dark Red Brick
- 3: RWP
- 4: Feature Coloured Brick
- 5: GRP Canopy
- 6: Double Glazed Window Unit
- 7: Grey Metal Window Surround
- 8: Dark Roof Tile
- 9: Double Glazed Bi-fold Glass Doors

### House Type

2B 3P Type 1

Total: 26



SCALE BAR IN mm

PL	Issue for Planning	JUN 2022	JS	TP
REV	NOTES	DATE	BY	AUTH

## DARLING ASSOCIATES ARCHITECTS

1 Greencoat Row  
London SW1P 1PQ  
UK

### DRAWING STATUS

**Planning**

TITLE  
**House Elevations - 2B 3P Type 1**

PROJECT  
Great Western Yard

SCALE AT A1: 1:50	SCALE AT A3: 1:100	
JOB NO. 19050	DRAWING 03-2-04-2b3p	REV PL

© Darling Associates Ltd.





1 Townhouse 2B 3P Type 2 - Front Elevation  
SCALE 1:50



2 Townhouse 2B 3P Type 2 - Side Elevation  
SCALE 1:50



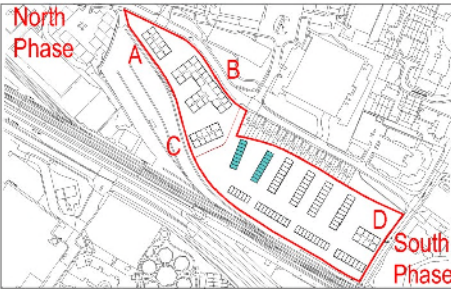
3 Townhouse 2B 3P Type 2 - Rear Elevation  
SCALE 1:50

## General Notes

This drawing is copyright of Darling Associates. This drawing shall not be scaled. All dimensions are in mm unless otherwise stated. All dimensions shall be checked on site prior to commencing the works and any discrepancies to be reported to Darling Associates. All works shall conform to the current edition of the building regulations and other statutory requirements. All materials and workmanship shall conform with the relevant British Standard specifications and codes of practice. If this drawing forms part of an application for planning permission, it shall not be used for any other purpose without the express permission of Darling Associates. This drawing may incorporate information from other professionals. Darling Associates cannot accept responsibility for the integrity and accuracy of such information. Any clarification and/or additions that are required appearing to such information should be sought from the relevant profession or their appointment representative.

Drawings, specifications and schedules are to be read in conjunction with the following where applicable: Employer's Requirements documents, Agreements to Lease, Structural Engineer's drawings and specifications, Civil Engineer's drawings and specifications, Survey Drawings, Party Wall Boundary Awards. Other specialist design consultant's requirements as appointed by the Main Contractor. Other specialist design sub-contractor's requirements as appointed by the Main Contractor.

## Key Plan



## Notes

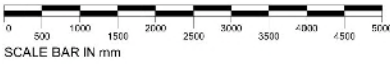
### Material Key:

- 1: Red Brick
- 2: Dark Red Brick
- 3: RWP
- 4: Feature Coloured Brick
- 5: GRP Canopy
- 6: Double Glazed Window Unit
- 7: Grey Metal Window Surround
- 8: Dark Roof Tile
- 9: Double Glazed Bi-fold Glass Doors

### House Type

2B 3P Type 2

Total: 17



PL	Issue for Planning	JUN 2022	JS	TP
REV	NOTES	DATE	BY	AUTH

## DARLING ASSOCIATES ARCHITECTS

1 Greencoat Row  
London SW1P 1PQ  
UK

### DRAWING STATUS

### Planning

### TITLE House Elevations - 2B 3P Type 2

### PROJECT Great Western Yard

SCALE AT A1:  
1:50

SCALE AT A3:  
1:100

JOB NO.  
19050

DRAWING  
03-2-05-2b3p

REV  
PL

© Darling Associates Ltd.

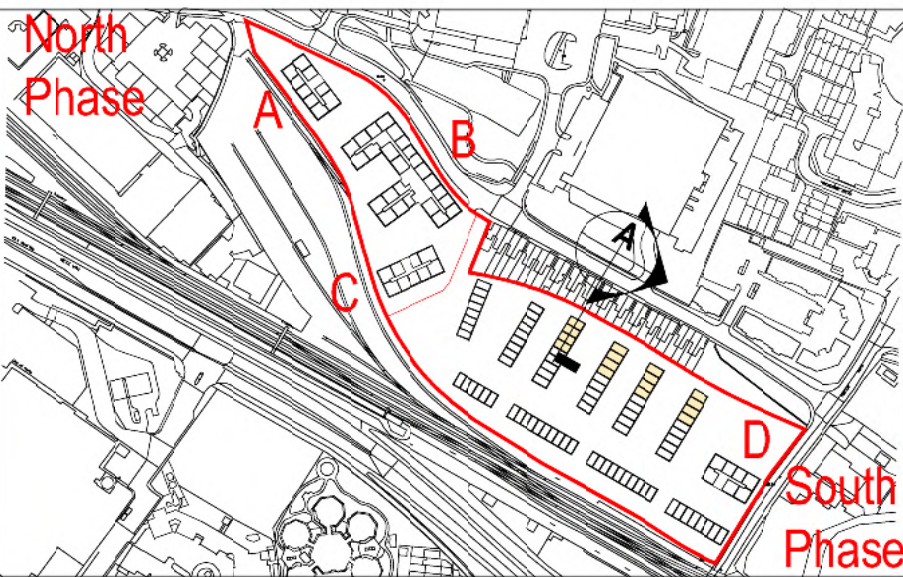


General Notes

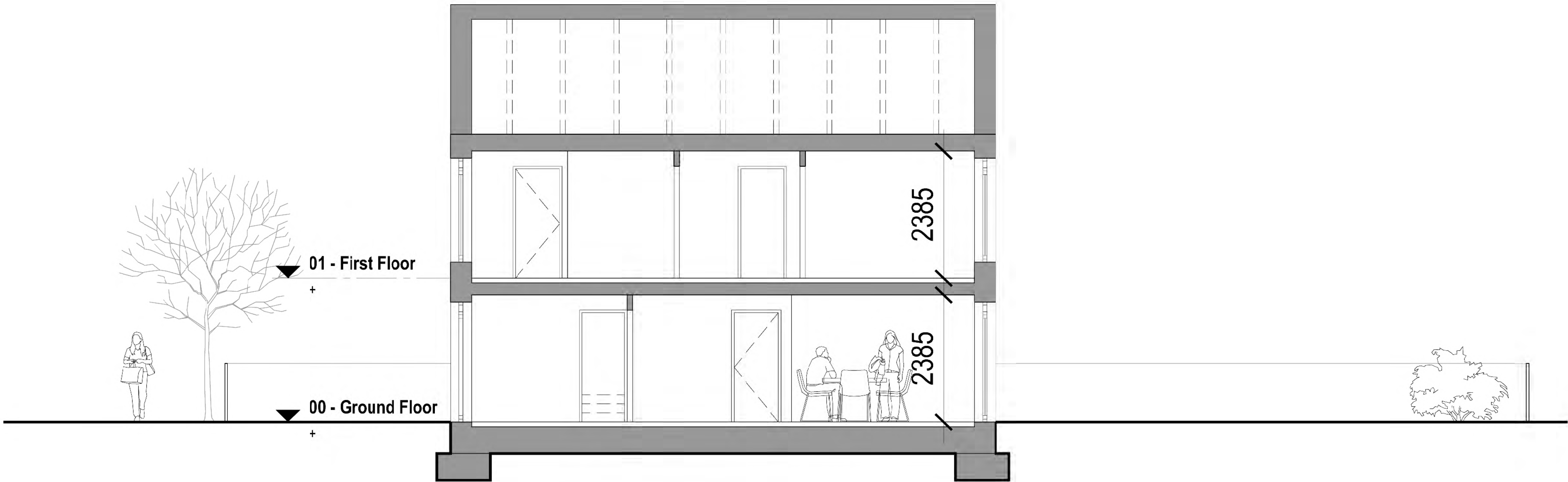
The drawing is copyright of Darling Associates. This drawing shall not be scaled. All dimensions are in mm unless otherwise stated. All dimensions shall be checked on site prior to commencing the works and any discrepancies to be reported to Darling Associates. All works shall conform to the current edition of the building regulations and other statutory requirements. All materials and workmanship shall conform with the relevant British Standard specifications and codes of practice. If this drawing forms part of an application for planning permission, it shall not be used for any other purpose without the express permission of Darling Associates. This drawing may incorporate information from other professionals. Darling Associates cannot accept responsibility for the integrity and accuracy of such information. Any clarification and/or additions that are required appertaining to such information should be sought from the relevant profession or their appointment representative.

Drawings, specifications and schedules are to be read in conjunction with the following where applicable: Employer's Requirements documents, Agreements to Lease, Structural Engineer's drawings and specifications, Civil Engineer's drawings and specifications, Survey Drawings, Party Wall Boundary Awards. Other specialist design consultant's requirements as appointed by the Main Contractor. Other specialist design sub-contractor's requirements as appointed by the Main Contractor.

Key Plan



Notes



**A** Townhouse 3B5P Type 1 - Front Elevation  
SCALE 1:50

House Type

3B 5P Type 1

Total : 16



SCALE BAR IN mm

PL	Issue for Panning	JUN 2022	JS	TP
REV	NOTES	DATE	BY	AUTH

**DARLING ASSOCIATES**  
ARCHITECTS

1 Greencoat Row  
London SW1P 1PG  
UK

DRAWING STATUS

**Planning**

TITLE

**House Sections - 3B 5P Type 1**

PROJECT

Great Western Yard

SCALE AT A1:

1:50

SCALE AT A3:

1:100

JOB NO.

19050

DRAWING

03-3-01-3b5p

REV

PL

© Darling Associates Ltd.

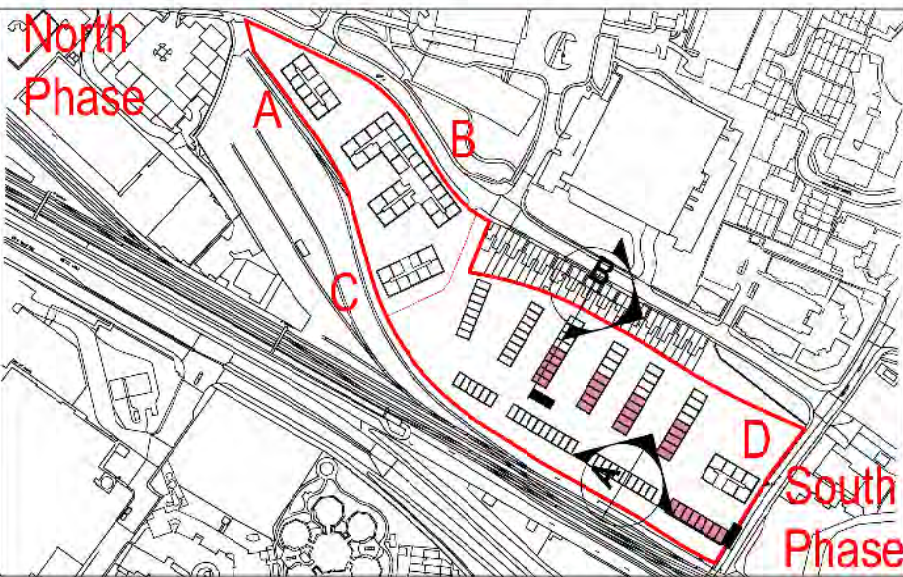


General Notes

The drawing is copyright of Darling Associates. This drawing shall not be scaled. All dimensions are in mm unless otherwise stated. All dimensions shall be checked on site prior to commencing the works and any discrepancies to be reported to Darling Associates. All works shall conform to the current edition of the building regulations and other statutory requirements. All materials and workmanship shall conform with the relevant British Standard specifications and codes of practice. If this drawing forms part of an application for planning permission, it shall not be used for any other purpose without the express permission of Darling Associates. This drawing may incorporate information from other professionals. Darling Associates cannot accept responsibility for the integrity and accuracy of such information. Any clarification and/or additions that are required appertaining to such information should be sought from the relevant profession or their appointment representative.

Drawings, specifications and schedules are to be read in conjunction with the following where applicable: Employer's Requirements documents, Agreements to Lease, Structural Engineer's drawings and specifications, Civil Engineer's drawings and specifications, Survey Drawings, Party Wall Boundary Awards. Other specialist design consultant's requirements as appointed by the Main Contractor. Other specialist design sub-contractor's requirements as appointed by the Main Contractor.

Key Plan

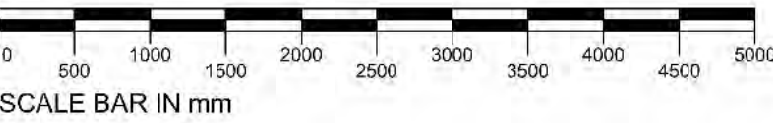


Notes

House Type

3B 4P

Total: 28



PL	Issue for Planning	JUN 2022	JS	TP
REV	NOTES	DATE	BY	AUTH

**DARLING ASSOCIATES**  
ARCHITECTS

1 Greencoat Row  
London SW1P 1PQ  
UK

DRAWING STATUS

**Planning**

TITLE  
**House Sections - 3B 4P Type 1 & Type 2**

PROJECT  
Great Western Yard

SCALE AT A1:  
1:50

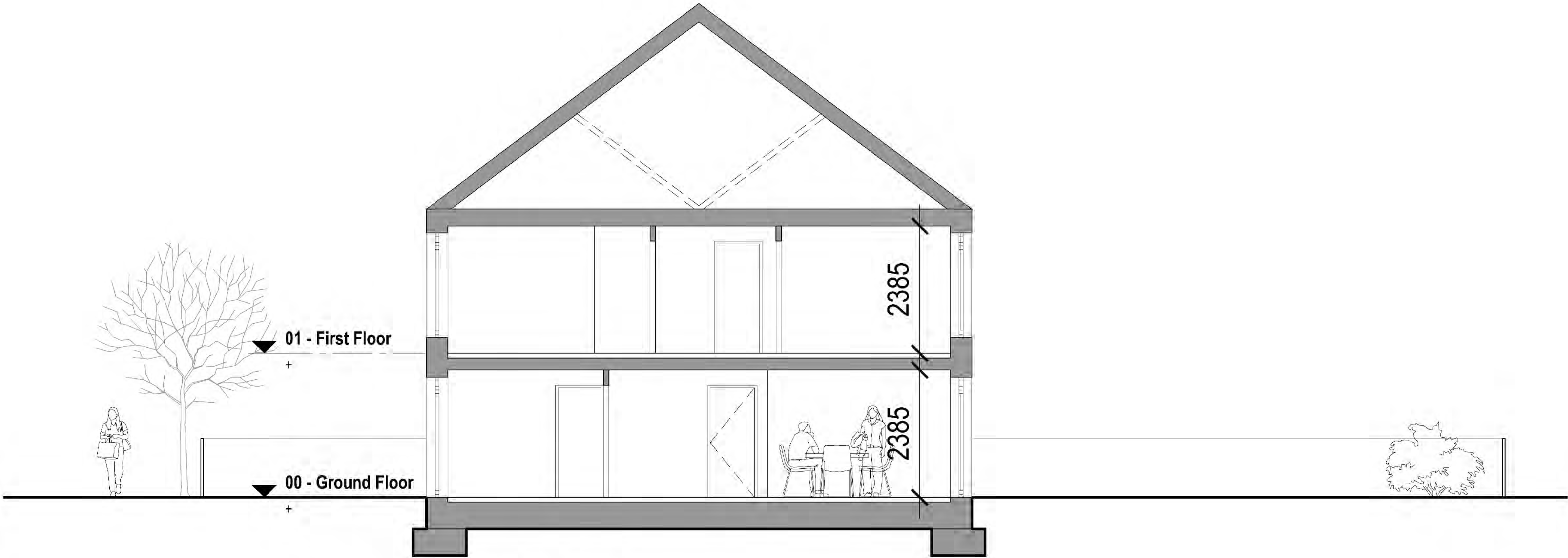
SCALE AT A3:  
1:100

JOB NO.  
19050

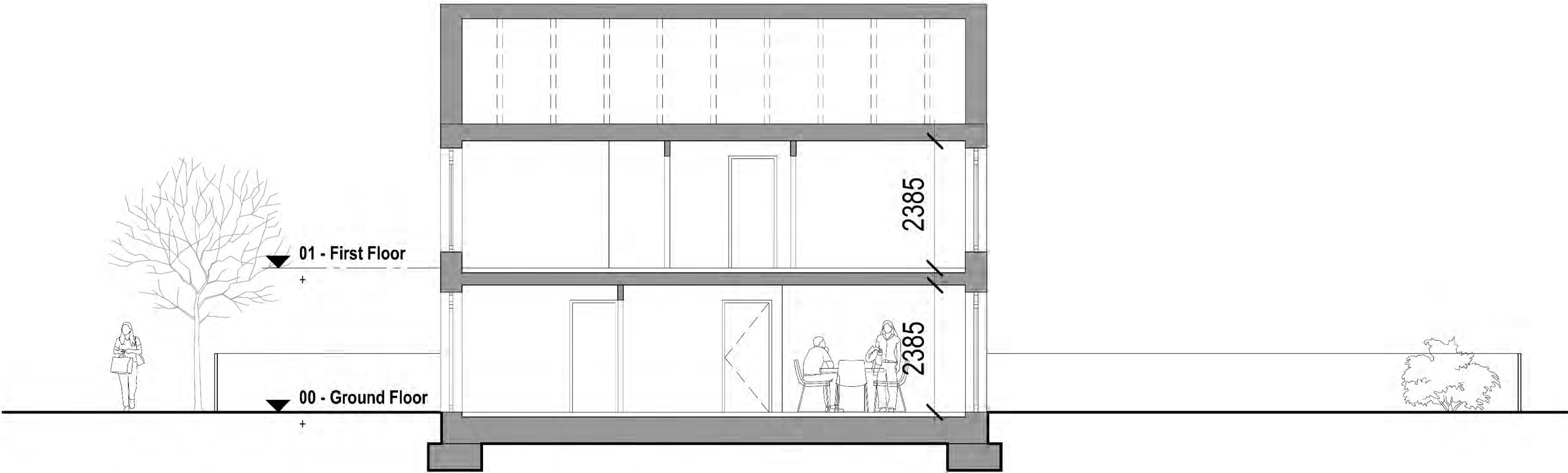
DRAWING  
03-3-02-3b4p

REV  
PL

© Darling Associates Ltd.



**A** Townhouse 3B4P Type 1 - Front Elevation  
SCALE 1:50



**B** Townhouse 3B4P Type 2 - Front Elevation  
SCALE 1:50

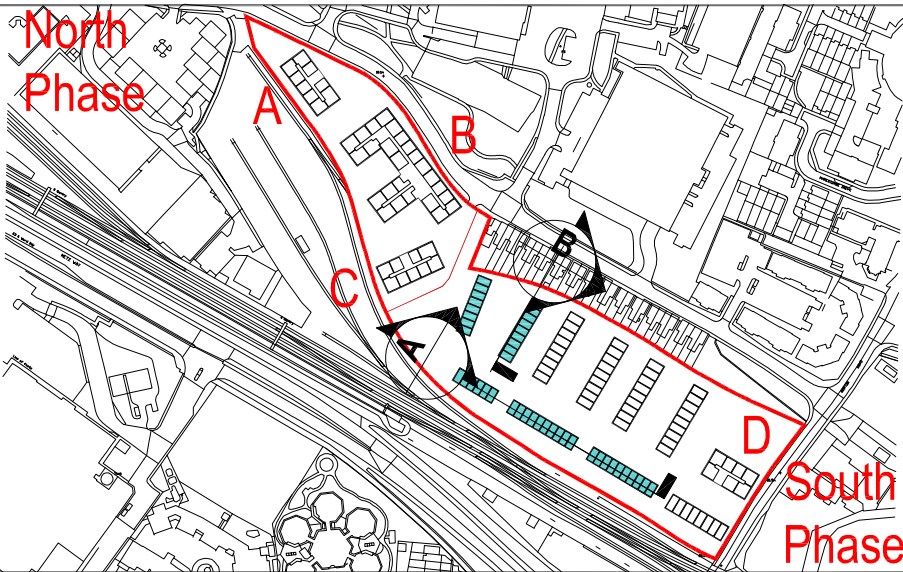


General Notes

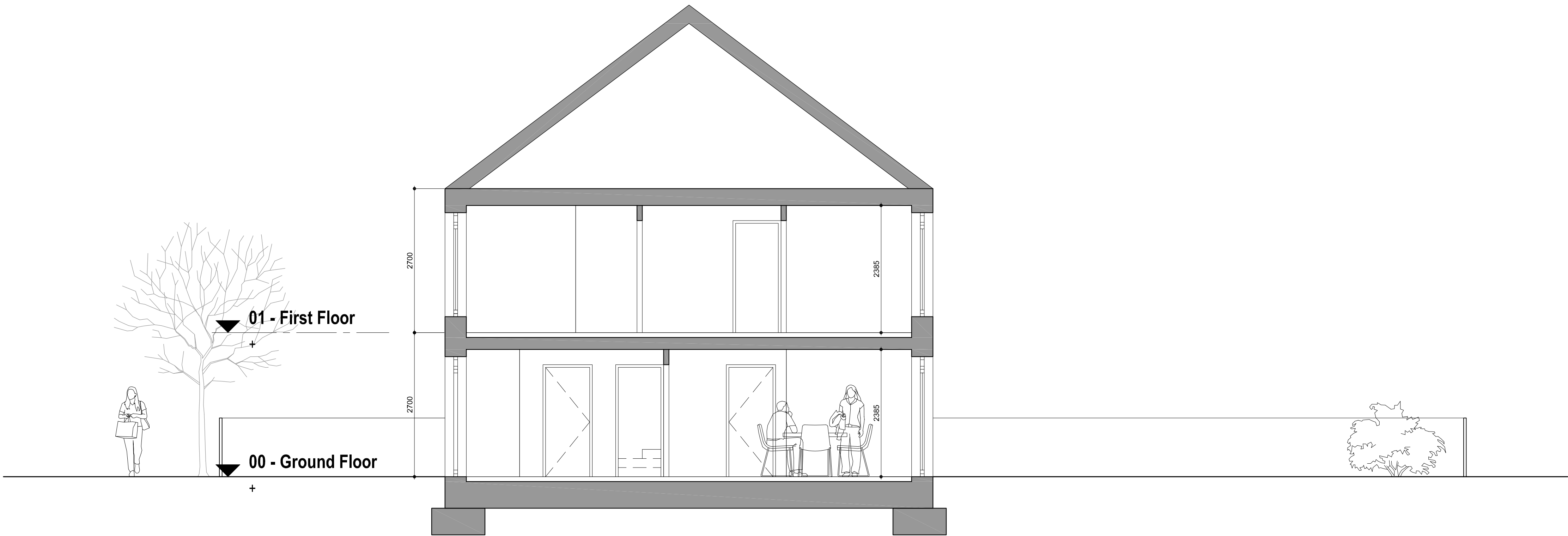
The drawing is copyright of Darling Associates. This drawing shall not be scaled. All dimensions are in mm unless otherwise stated. All dimensions shall be checked on site prior to commencing the works and any discrepancies to be reported to Darling Associates. All works shall conform to the current edition of the building regulations and other statutory requirements. All materials and workmanship shall conform with the relevant British Standard specifications and codes of practice. If this drawing forms part of an application for planning permission, it shall not be used for any other purpose without the express permission of Darling Associates. This drawing may incorporate information from other professionals. Darling Associates cannot accept responsibility for the integrity and accuracy of such information. Any clarification and/or additions that are required appertaining to such information should be sought from the relevant profession or their appointment representative.

Drawings, specifications and schedules are to be read in conjunction with the following where applicable: Employer's Requirements documents, Agreements to Lease, Structural Engineer's drawings and specifications, Civil Engineer's drawings and specifications, Survey Drawings, Party Wall Boundary Awards, Other specialist design consultant's requirements as appointed by the Main Contractor, Other specialist design sub-contractor's requirements as appointed by the Main Contractor.

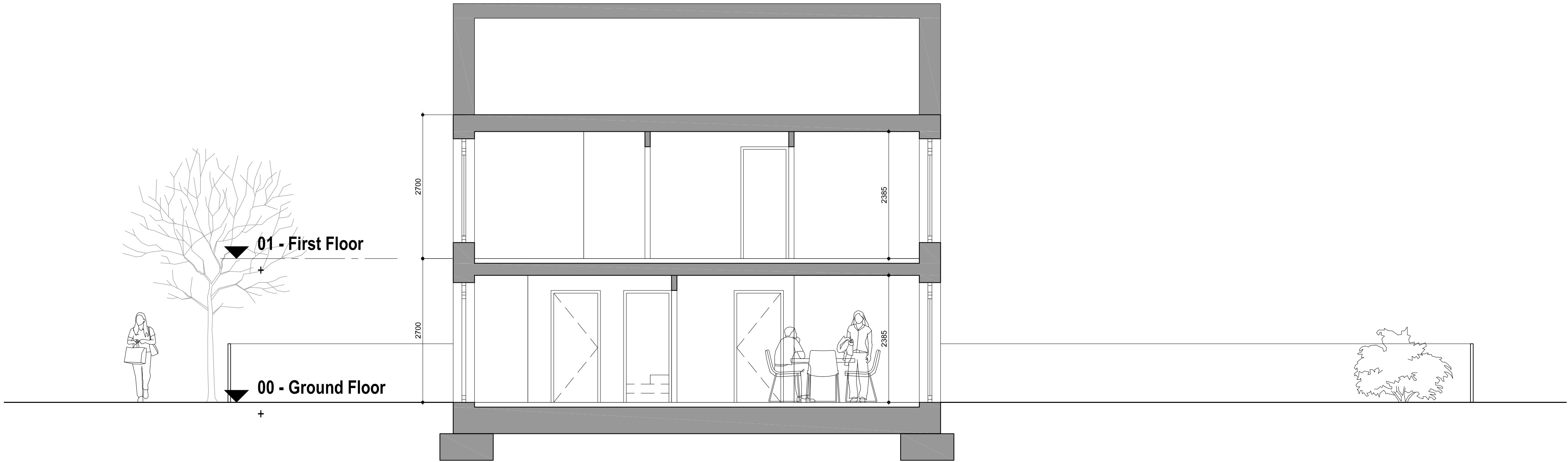
Key Plan



Notes



**A** Townhouse 2B3P Type 1 - Front Elevation  
SCALE 1:50

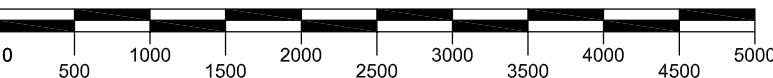


**B** Townhouse 2B3P Type 2 - Front Elevation  
SCALE 1:50

House Type

2B 3P

Total: 43



SCALE BAR IN mm

PL	Issue for Planning	JUN 2022	JS	TP
REV	NOTES	DATE	BY	AUTH

**DARLING ASSOCIATES**  
ARCHITECTS

1 Greencoat Row  
London SW1P 1PQ  
UK

DRAWING STATUS

**Planning**

TITLE  
**House Sections - 2B 3P Type 1 & Type 2**

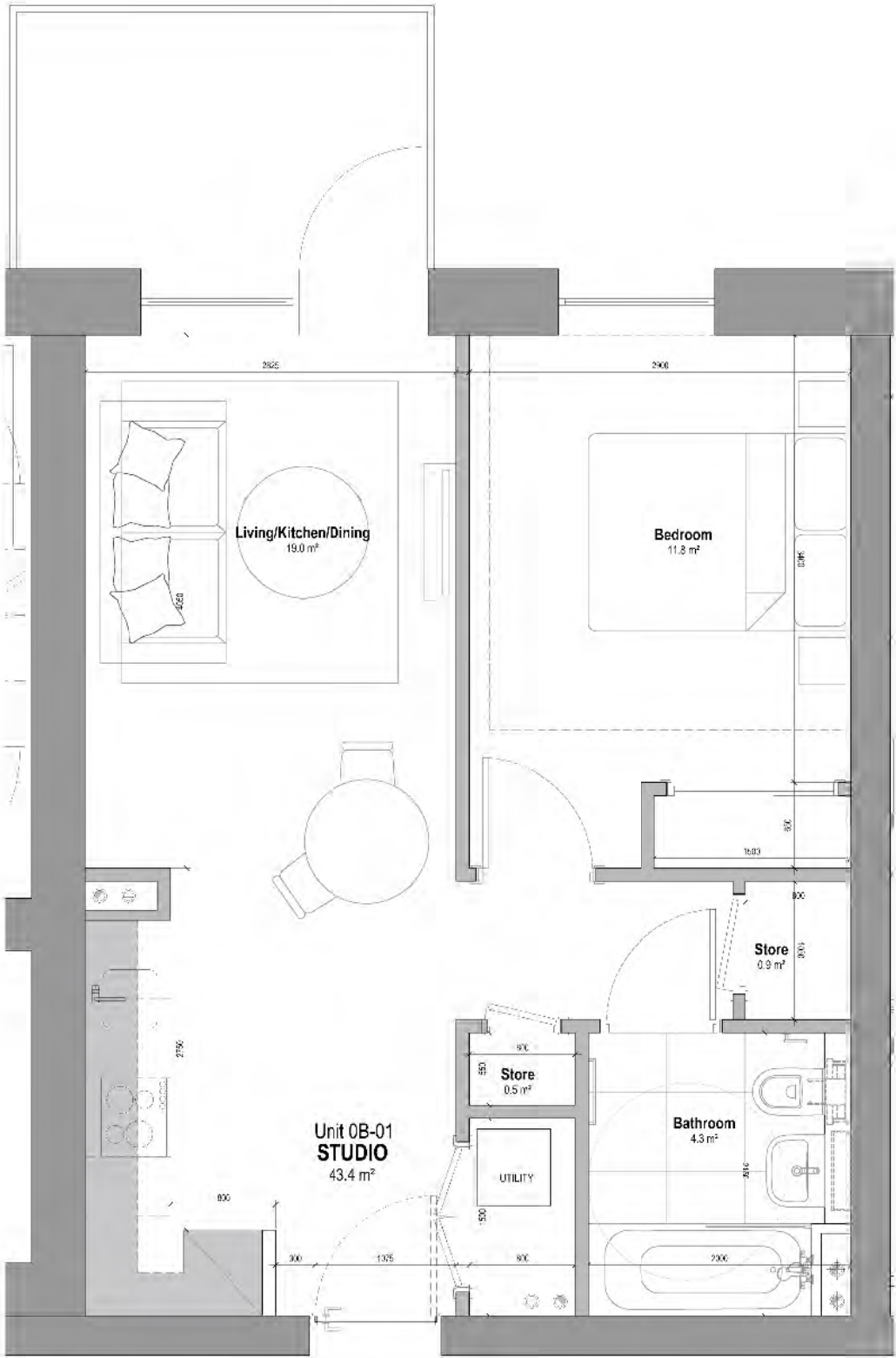
PROJECT  
Great Western Yard

SCALE AT A1: 1:50	SCALE AT A3: 1:100
----------------------	-----------------------

JOB NO. 19050	DRAWING 03-3-03-2b3p	REV PL
------------------	-------------------------	-----------

© Darling Associates Ltd.



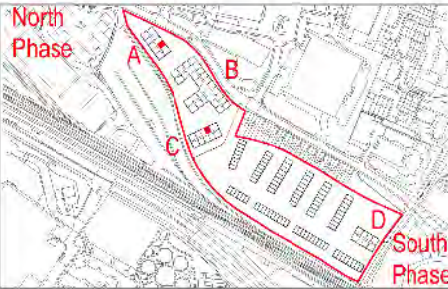


General Notes

This drawing is copyright of Darling Associates. This drawing shall not be copied. All dimensions are in mm unless otherwise stated. All dimensions shall be checked on site prior to commencing the works and any discrepancies to be reported to Darling Associates. All work shall conform to the current edition of the building regulations and other statutory requirements. All materials and workmanship shall conform with the relevant British Standard specifications and codes of practice. If this drawing forms part of an application for planning permission, it shall not be used for any other purpose without the express permission of Darling Associates. This drawing may incorporate information from other professionals. Darling Associates cannot accept responsibility for the integrity and accuracy of such information. Any clarification and/or additions that are required prior to the start of such information should be sought from the relevant professional or their appointed representative.

Drawings, specifications and schedules are to be read in conjunction with the following where applicable: Employer's Requirements documents, Agreements to Lease, Structural Engineer's drawings and specifications, Civil Engineer's drawings and specifications, Survey Drawings, Party Wall Boundary Agreements, Other specialist design consultants' requirements as appointed by the Main Contractor. Other specialist design sub-contractor's requirements as appointed by the Main Contractor.

Key Plan



Notes

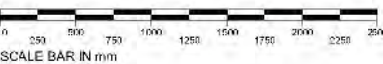
Apartment Type

STUDIO - 1 PERSON / TYPE 0B-01

BLOCK A: FLOOR 1-4 (1 UNIT PER FLOOR) = 4  
BLOCK C: FLOOR 1-3 (1 UNIT PER FLOOR) = 3

Total: 7

STORAGE: 1.9 SQM (0.5 SQM INSIDE UC)



PL	Issue for Planning	JUN/2022	JA	05
REV	NOTES	DATE	BY	AUTH

DARLING ASSOCIATES  
ARCHITECTS

1 Greencourt Row  
London SW1P 1PQ  
UK

DRAWING STATUS

Planning

TITLE  
Apartment Type - 0B-01

PROJECT  
Great Western Yard

SCALE AT A1:  
1:25

SCALE AT A3:  
1:50

JOB NO.  
19050

DRAWING  
05-4-00-0B01

REV  
PL



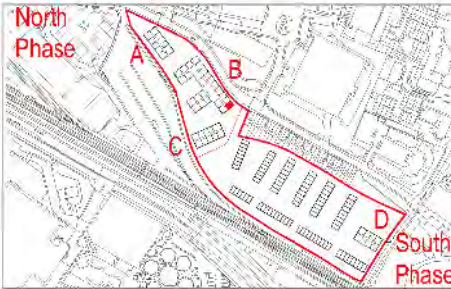


## General Notes

This drawing is copyright of Darling Associates. This drawing shall not be copied. All dimensions are in mm unless otherwise stated. All dimensions shall be checked in situ prior to commencing the works and any discrepancies to be reported to Darling Associates. All works shall conform to the current edition of the building regulations and other statutory requirements. All materials and workmanship shall conform with the relevant British Standard specifications and codes of practice. If this drawing forms part of an application for planning permission, it shall not be used for any other purpose without the express permission of Darling Associates. This drawing may incorporate information from other professionals. Darling Associates cannot accept responsibility for the integrity and accuracy of such information. Any clarification and/or additions that are required appearing in such information should be sought from the relevant professional or their appointment representative.

Drawings, specifications and schedules are to be read in conjunction with the following where applicable: Employer's Requirements documents, Agreement to Lease, Structural Engineer's drawings and specifications, Civil Engineer's drawings and specifications, Survey Drawings, Party Wall Boundary Awards. Other specialist design consultant's requirements as appointed by the Main Contractor. Other specialist design sub-contractor's requirements as appointed by the Main Contractor.

## Key Plan



## Notes

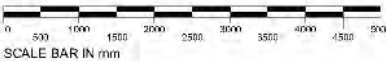
### Apartment Type

STUDIO - 1 PERSON / TYPE 0B-02

BLOCK B: FLOOR 3 (1 UNIT PER FLOOR) = 1

Total: 1

STORAGE: 1.3 SQM (0.5 SQM INSIDE UC)



PL	Issue for Planning	JUN 2023	JAW	ISS
REV	NOTES	DATE	BY	AUTH

## DARLING ASSOCIATES ARCHITECTS

1 Greencoast Row  
London SW1P 1PQ  
UK

### DRAWING STATUS

#### Planning

### TITLE

Apartment Type - 0B-02

### PROJECT

Great Western Yard

### SCALE AT A1:

1:25

### SCALE AT A3:

1:50

### JOB NO.

19050

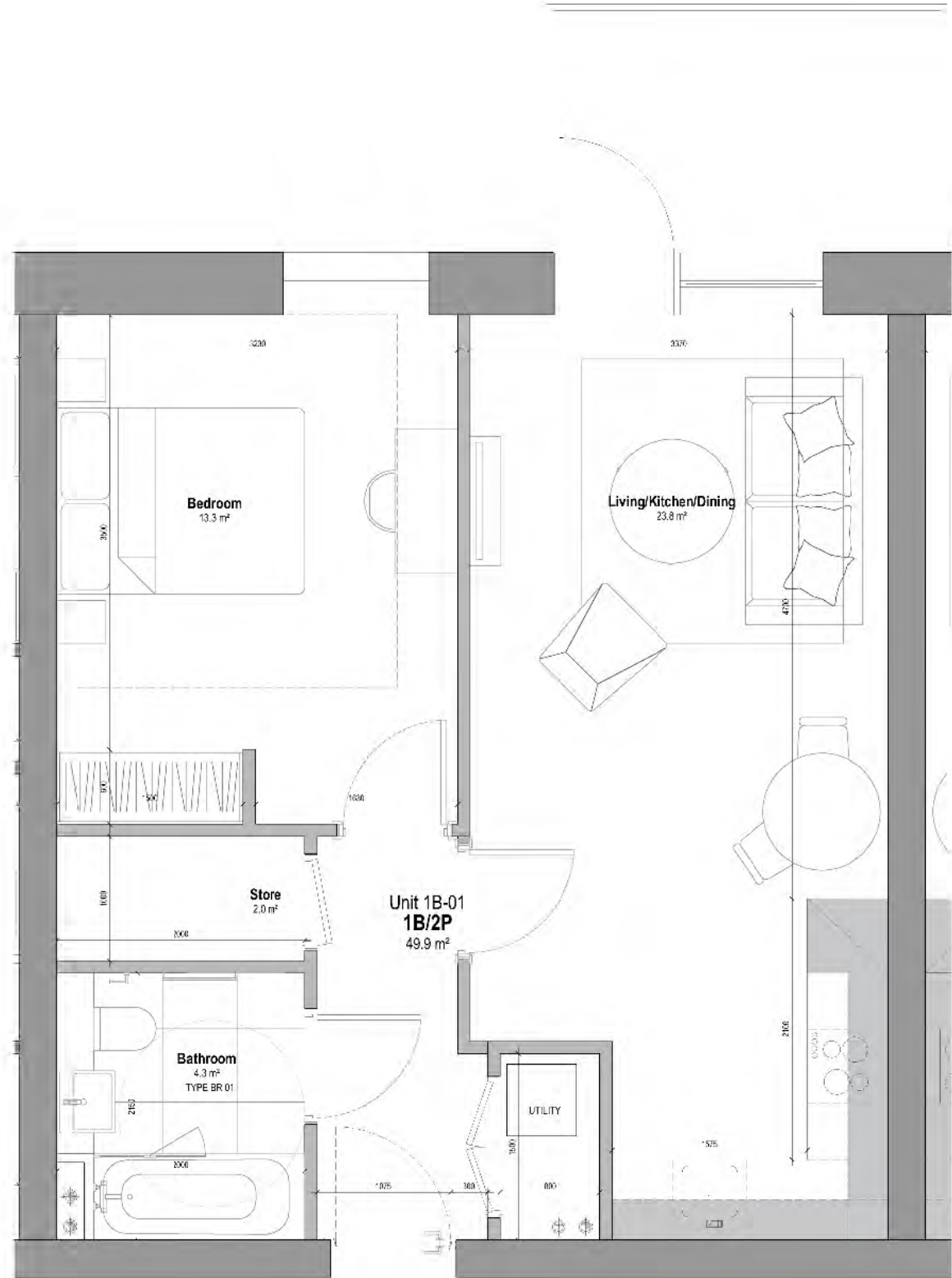
### DRAWING

05-4-00-0B02

### REV

PL



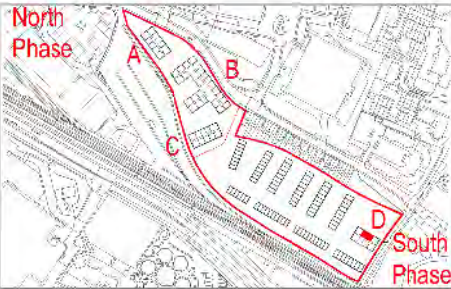


General Notes

This drawing is copyright of Darling Associates. This drawing shall not be copied. All dimensions are in mm unless otherwise stated. All dimensions shall be checked in situ prior to commencing the works and any discrepancies to be reported to Darling Associates. All works shall conform to the current editions of the building regulations and other statutory requirements. All materials and workmanship shall conform with the relevant British Standard specifications and codes of practice. If this drawing forms part of an application for planning permission, it shall not be used for any other purpose without the express permission of Darling Associates. This drawing may incorporate information from other professionals. Darling Associates cannot accept responsibility for the integrity and accuracy of such information. Any clarification and/or additions that are required appearing in such information should be sought from the relevant professional or their appointed representative.

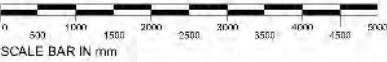
Drawings, specifications and schedules are to be read in conjunction with the following where applicable: Employer's Requirements documents, Agreements to Lease, Structural Engineer's drawings and specifications, Civil Engineer's drawings and specifications, Survey Drawings, Party Wall Boundary Awards. Other specialist design consultant's requirements as appointed by the Main Contractor. Other specialist design sub-contractor's requirements as appointed by the Main Contractor.

Key Plan



Notes

Apartment Type  
1 BED - 2 PERSON / TYPE 1B-01  
BLOCK D: FLOOR 0-3 (2 UNIT PER FLOOR) = 8  
Total: 8  
STORAGE: 2.5 SQM (0.5 SQM INSIDE UC)



PL	Issue for Planning	JUN 2024	JAC	105
REV	NOTES	DATE	BY	AUTH

DARLING ASSOCIATES  
ARCHITECTS

1 Greencoast Row  
London SW1P 1PQ  
UK

DRAWING STATUS

Planning

TITLE  
Apartment Type - 1B-01

PROJECT  
Great Western Yard

SCALE AT A1:  
1:25

SCALE AT A3:  
1:50

JOB NO.  
19050

DRAWING  
05-4-00-1B01

REV  
PL



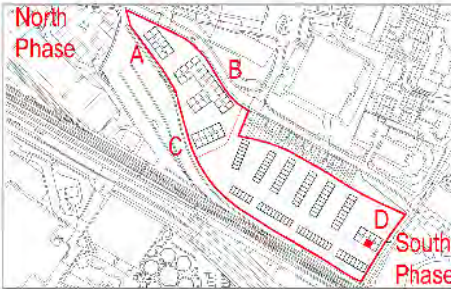


General Notes

This drawing is copyright of Darling Associates. This drawing shall not be copied. All dimensions are in mm unless otherwise stated. All dimensions shall be checked in situ prior to commencing works and any discrepancies to be reported to Darling Associates. All works shall conform to the current edition of the building regulations and other statutory requirements. All materials and workmanship shall conform with the relevant British Standard specifications and codes of practice. If this drawing forms part of an application for planning permission, it shall not be used for any other purpose without the express permission of Darling Associates. This drawing may incorporate information from other professionals. Darling Associates cannot accept responsibility for the integrity and accuracy of such information. Any clarification and/or additions that are required appearing in such information should be sought from the relevant professional or their appointment representative.

Drawings, specifications and schedules are to be read in conjunction with the following where applicable: Employer's Requirements documents, Agreements to Lease, Structural Engineer's drawings and specifications, Civil Engineer's drawings and specifications, Survey Drawings, Party Wall Boundary Awards. Other specialist design consultant's requirements as appointed by the Main Contractor. Other specialist design sub-contractor's requirements as appointed by the Main Contractor.

Key Plan



Notes

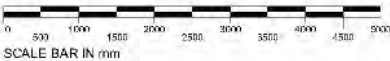
Apartment Type

1 BED - 2 PERSON / TYPE 1B-02

BLOCK D: FLOOR 1-3 (1 UNIT PER FLOOR) = 3

Total: 3

STORAGE: 2.5 SQM (0.5 SQM INSIDE UC)



REV	NOTES	DATE	BY	AUTH
PL	Issue for Planning	JUN 2024	JAC	JS

DARLING ASSOCIATES  
ARCHITECTS

1 Greencoat Row  
London SW1P 1PQ  
UK

DRAWING STATUS

Planning

TITLE  
Apartment Type - 1B-02

PROJECT  
Great Western Yard

SCALE AT A1:  
1:25

SCALE AT A3:  
1:50

JOB NO. 19050

DRAWING 05-4-00-1B02

REV PL

© Darling Associates Ltd.



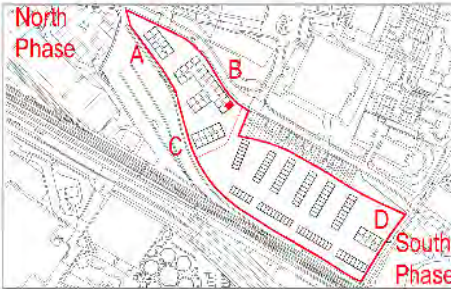


## General Notes

This drawing is copyright of Darling Associates. This drawing shall not be copied. All dimensions are in mm unless otherwise stated. All dimensions shall be checked in situ prior to commencing the works and any discrepancies to be reported to Darling Associates. All works shall conform to the current edition of the building regulations and other statutory requirements. All materials and workmanship shall conform with the relevant British Standard specifications and codes of practice. If this drawing forms part of an application for planning permission, it shall not be used for any other purpose without the express permission of Darling Associates. This drawing may incorporate information from other professionals. Darling Associates cannot accept responsibility for the integrity and accuracy of such information. Any clarification and/or additions that are required appearing in such information should be sought from the relevant professional or their appointed representative.

Drawings, specifications and schedules are to be read in conjunction with the following where applicable: Employer's Requirements documents, Agreements to Lease, Structural Engineer's drawings and specifications, Civil Engineer's drawings and specifications, Survey Drawings, Party Wall Boundary Awards. Other specialist design consultant's requirements as appointed by the Main Contractor. Other specialist design sub-contractor's requirements as appointed by the Main Contractor.

## Key Plan



## Notes

### Apartment Type


1 BED - 2 PERSON / TYPE 1B-03



BLOCK B: FLOOR 0-2 (1 UNIT PER FLOOR) = 3

Total: 3

STORAGE: 1.5 SQM (0.5 SQM INSIDE UC)



SCALE BAR IN mm

PL	Issue for Planning	JUN 2024	JAW	155
REV	NOTES	DATE	BY	AUTH

## DARLING ASSOCIATES ARCHITECTS

1 Greencoast Row  
London SW1P 1PQ  
UK

### DRAWING STATUS

### Planning

#### TITLE

Apartment Type - 1B-03

#### PROJECT

Great Western Yard

#### SCALE AT A1:

1:25

#### SCALE AT A3:

1:50

#### JOB NO.

19050

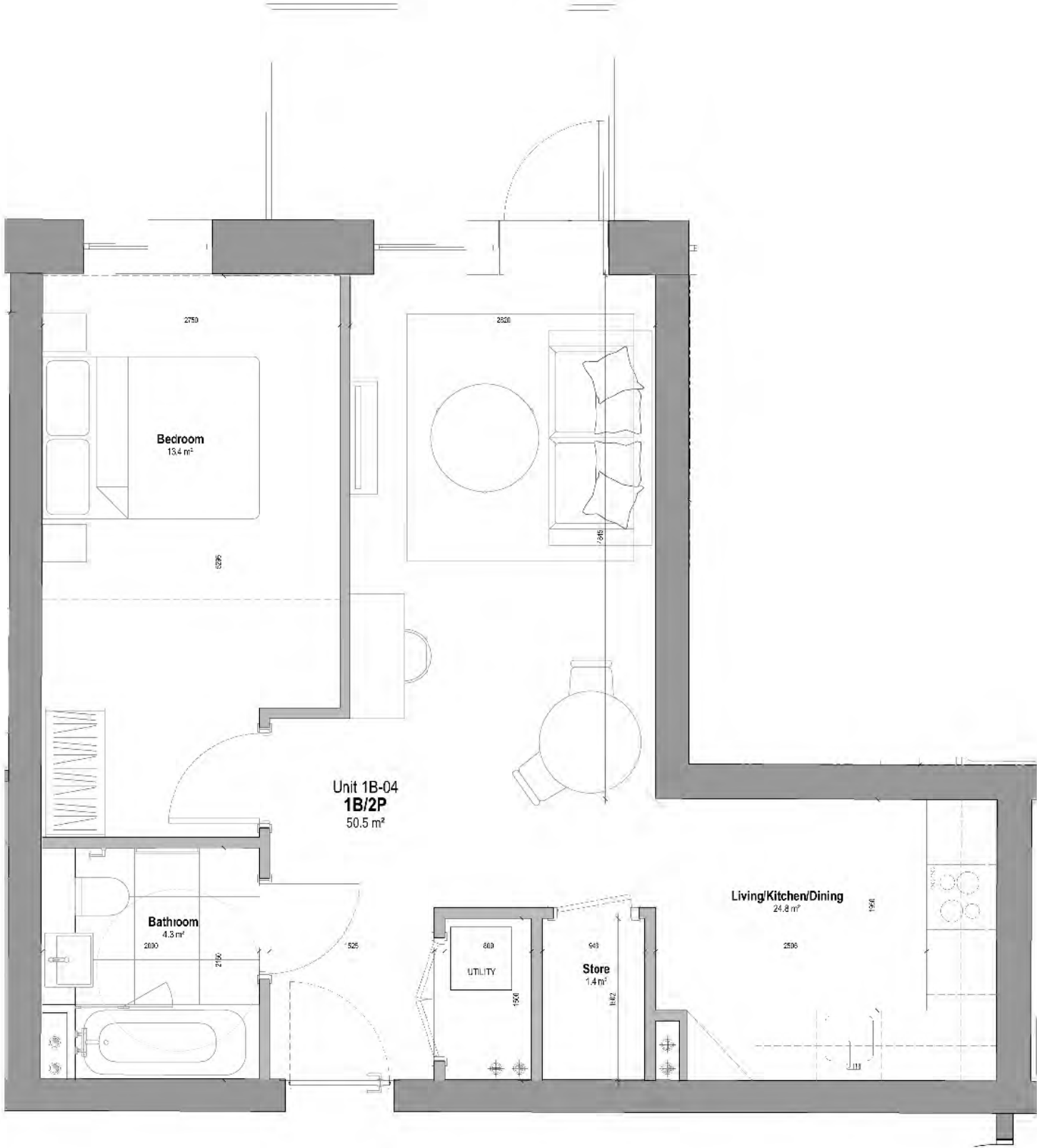
#### DRAWING

05-4-00-1B03

#### REV

PL



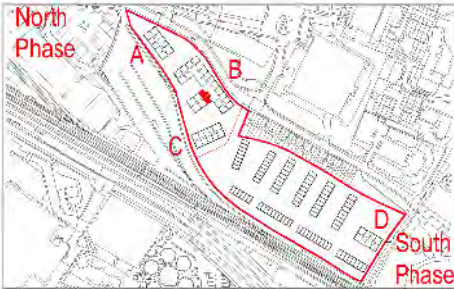


General Notes

This drawing is copyright of Darling Associates. This drawing shall not be copied. All dimensions are in mm unless otherwise stated. All dimensions shall be checked in situ prior to commencing the works and any discrepancies to be reported to Darling Associates. All works shall conform to the current editions of the building regulations and other statutory requirements. All materials and workmanship shall conform with the relevant British Standard specifications and codes of practice. If this drawing forms part of an application for planning permission, it shall not be used for any other purpose without the express permission of Darling Associates. This drawing may incorporate information from other professionals. Darling Associates cannot accept responsibility for the integrity and accuracy of such information. Any clarification and/or additions that are required appertaining to such information should be sought from the relevant professional or their appointment representative.

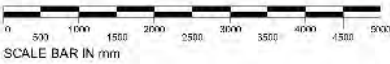
Drawings, specifications and schedules are to be read in conjunction with the following where applicable: Employer's Requirements documents, Agreement to Lease, Structural Engineer's drawings and specifications, Civil Engineer's drawings and specifications, Survey Drawings, Party Wall Boundary Awards, Other specialist design consultant's requirements as appointed by the Main Contractor, Other specialist design sub-contractor's requirements as appointed by the Main Contractor.

Key Plan



Notes

Apartment Type  
1 BED - 2 PERSON / TYPE 1B-04  
BLOCK B: FLOOR 0-4 (2 UNIT PER FLOOR) = 10  
Total: 10  
STORAGE: 1.9 SQM (0.5 SQM INSIDE UC)



PL	Issue for Planning	JUN 2024	JAL	105
REV	NOTES	DATE	BY	AUTH

DARLING ASSOCIATES  
ARCHITECTS

1 Greencoat Row  
London SW1P 1PQ  
UK

DRAWING STATUS

Planning

Apartment Type - 1B-04

PROJECT  
Great Western Yard

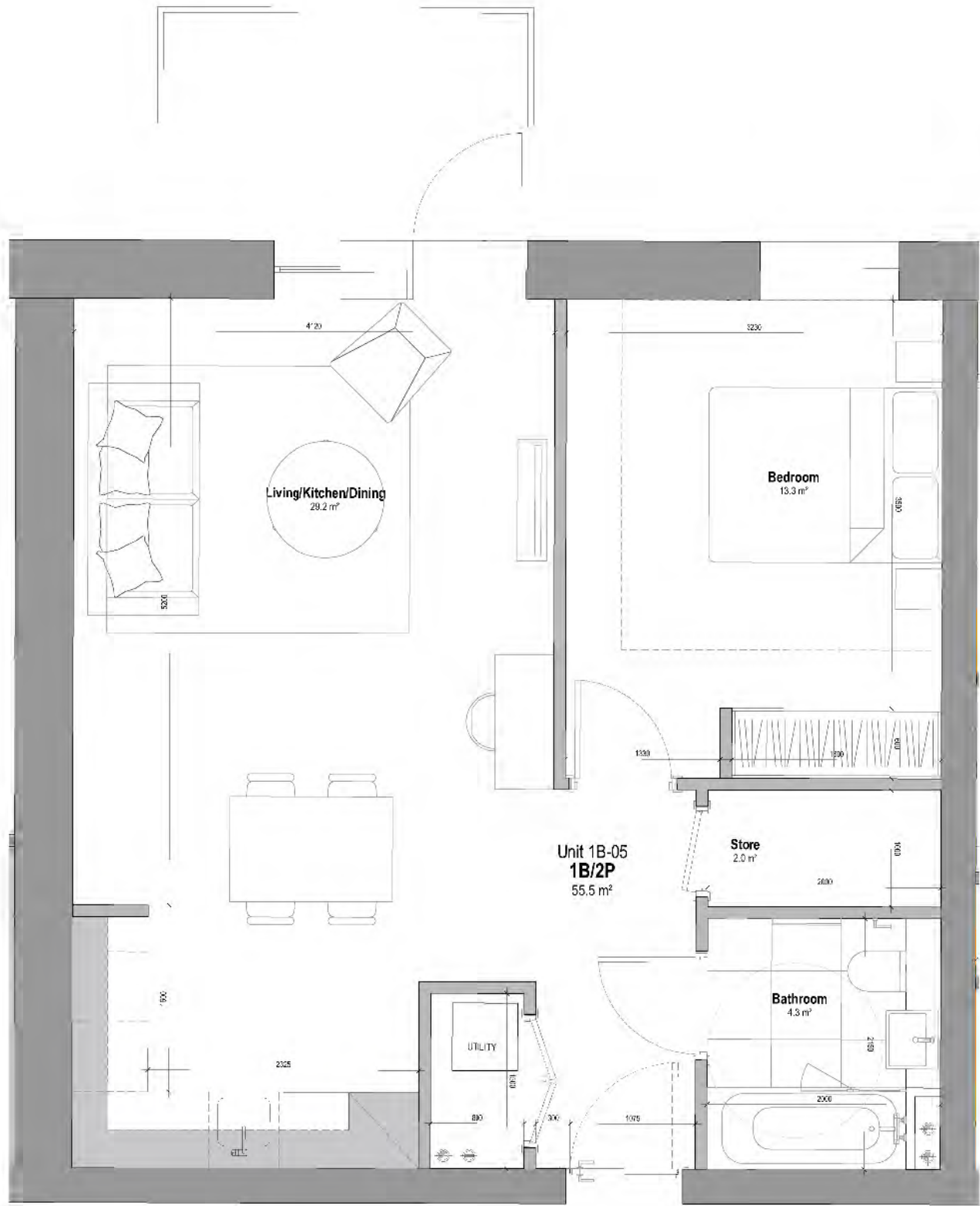
SCALE AT A1: 1:25  
SCALE AT A3: 1:50

JOB NO. 19050  
DRAWING 05-4-00-1B04

REV  
PL

© Darling Associates Ltd.



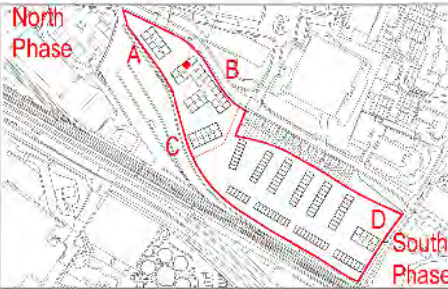


General Notes

This drawing is copyright of Darling Associates. This drawing shall not be copied. All dimensions are in mm unless otherwise stated. All dimensions shall be checked in situ prior to commencing the works and any discrepancies to be reported to Darling Associates. All works shall conform to the current edition of the building regulations and other statutory requirements. All materials and workmanship shall conform with the relevant British Standard specifications and codes of practice. If this drawing forms part of an application for planning permission, it shall not be used for any other purpose without the express permission of Darling Associates. This drawing may incorporate information from other professionals. Darling Associates cannot accept responsibility for the integrity and accuracy of such information. Any clarification and/or additions that are required appearing in such information should be sought from the relevant professional or their appointed representative.

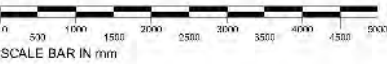
Drawings, specifications and schedules are to be read in conjunction with the following where applicable: Employer's Requirements documents, Agreements to Lease, Structural Engineer's drawings and specifications, Civil Engineer's drawings and specifications, Survey Drawings, Party Wall Boundary Awards. Other specialist design consultant's requirements as appointed by the Main Contractor. Other specialist design sub-contractor's requirements as appointed by the Main Contractor.

Key Plan



Notes

Apartment Type  
1 BED - 2 PERSON / TYPE 1B-05  
BLOCK B: FLOOR 0-4 (1 UNIT PER FLOOR) = 5  
STORAGE: 2.5 SQM (0.5 SQM INSIDE UC)  
Total: 5



PL	Issue for Planning	JUN 2024	JAC	ISS
REV	NOTES	DATE	BY	AUTH

DARLING ASSOCIATES  
ARCHITECTS

1 Greencoast Row  
London SW1P 1PQ  
UK

DRAWING STATUS

Planning

Apartment Type - 1B-05

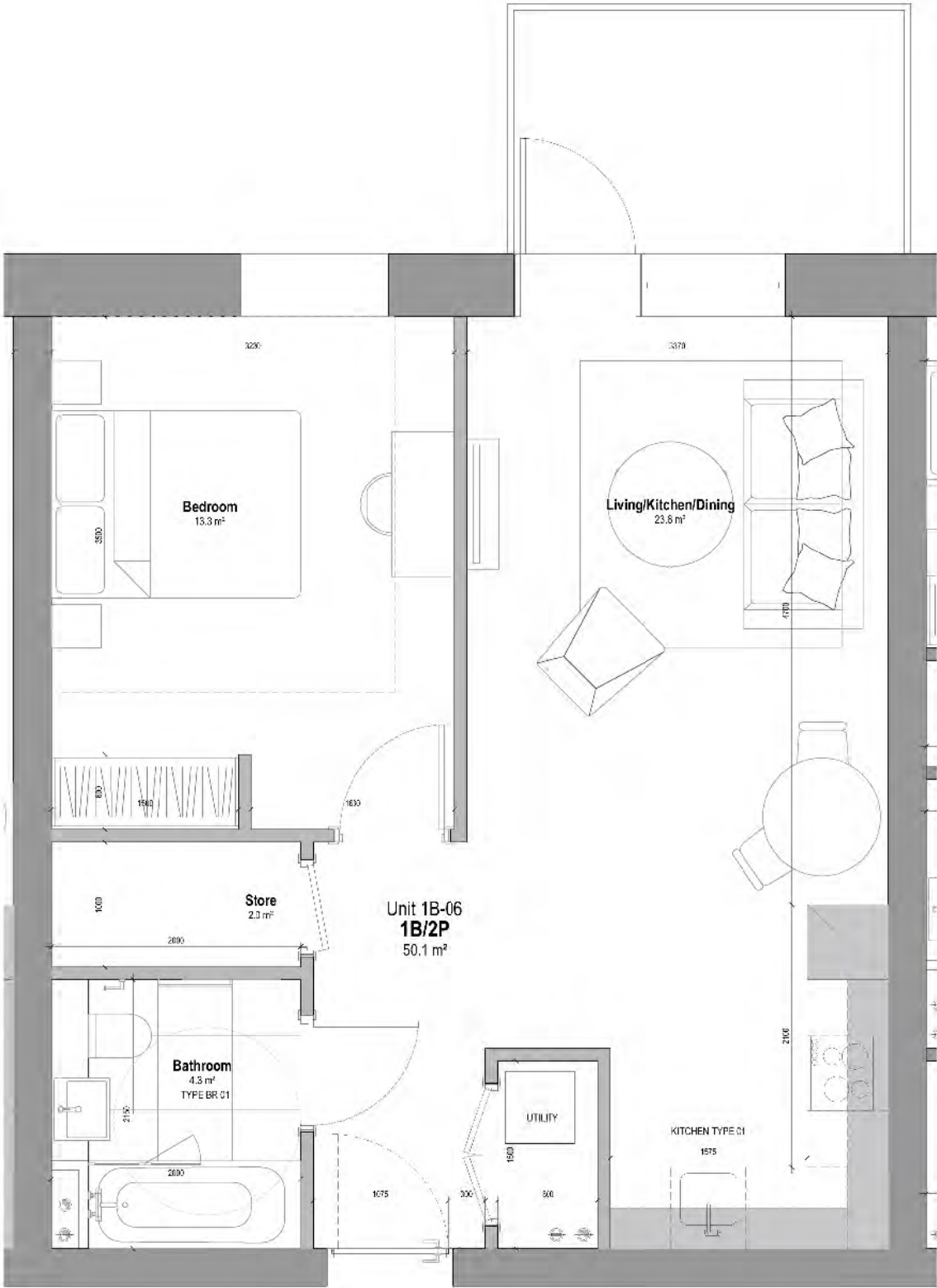
PROJECT  
Great Western Yard

SCALE AT A1: 1:25  
SCALE AT A3: 1:50

JOB NO. 19050  
DRAWING 05-4-00-1B05

REV  
PL



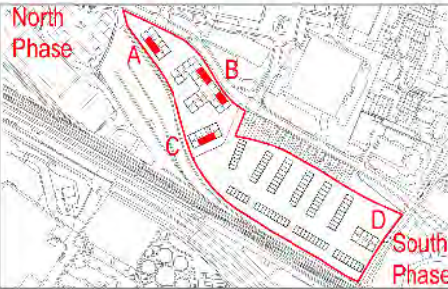


General Notes

This drawing is copyright of Darling Associates. This drawing shall not be copied. All dimensions are in mm unless otherwise stated. All dimensions shall be checked in situ prior to commencing the works and any discrepancies to be reported to Darling Associates. All works shall conform to the current edition of the building regulations and other statutory requirements. All materials and workmanship shall conform with the relevant British Standard specifications and codes of practice. If this drawing forms part of an application for planning permission, it shall not be used for any other purpose without the express permission of Darling Associates. This drawing may incorporate information from other professionals. Darling Associates cannot accept responsibility for the integrity and accuracy of such information. Any clarification and/or additions that are required upon signing in such information should be sought from the relevant professional or their appointment representative.

Drawings, specifications and schedules are to be read in conjunction with the following where applicable: Employer's Requirements documents, Agreement to Lease, Structural Engineer's drawings and specifications, Civil Engineer's drawings and specifications, Survey Drawings, Party Wall Boundary Agreements. Other specialist design consultants' requirements as appointed by the Main Contractor. Other specialist design sub-contractor's requirements as appointed by the Main Contractor.

Key Plan



Notes

Apartment Type

1 BED - 2 PERSON / TYPE 1B-06

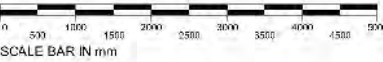
BLOCK A: FLOOR 0 (3 UNIT PER FLOOR) = 3  
FLOOR 1-4 (4 UNITS PER FLOOR) = 16

BLOCK B: FLOOR 0 (7 UNIT PER FLOOR) = 7  
FLOOR 1-3 (7 UNITS PER FLOOR) = 21

BLOCK C: FLOOR 0 (3 UNIT PER FLOOR) = 3  
FLOOR 1-3 (4 UNITS PER FLOOR) = 12

Total: 62

STORAGE: 2.5 SQM (0.5 SQM INS DE UC)



PL	Issue for Planning	JUN 2022	JA	05
REV	NOTES	DATE	BY	AUTH

DARLING ASSOCIATES  
ARCHITECTS

1 Greencoat Row  
London SW1P 1PQ  
UK

DRAWING STATUS

Planning

TITLE

Apartment Type - 1B-06

PROJECT

Great Western Yard

SCALE AT 1:

1:25

SCALE AT A3:

1:50

JOB NO:

19050

DRAWING

05-4-00-1B06

REV

PL



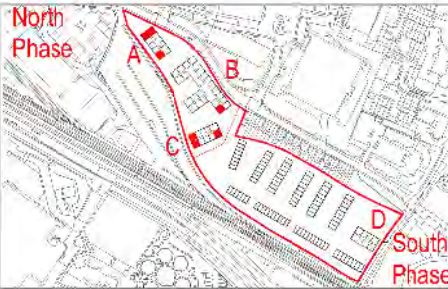


General Notes

This drawing is copyright of Darling Associates. This drawing shall not be copied. All dimensions are in mm unless otherwise stated. All dimensions shall be checked in situ prior to commencing works and any discrepancies to be reported to Darling Associates. All works shall conform to the current edition of the building regulations and other statutory requirements. All materials and workmanship shall conform with the relevant British Standard specifications and codes of practice. If this drawing forms part of an application for planning permission, it shall not be used for any other purpose without the express permission of Darling Associates. This drawing may incorporate information from other professionals. Darling Associates cannot accept responsibility for the integrity and accuracy of such information. Any clarification and/or additions that are required appearing on such information should be sought from the relevant professional or their appointment representative.

Drawings, specifications and schedules are to be read in conjunction with the following where applicable: Employer's Requirements documents, Agreement to Lease, Structural Engineer's drawings and specifications, Civil Engineer's drawings and specifications, Survey Drawings, Party Wall Boundary Awards. Other specialist design consultant's requirements as appointed by the Main Contractor. Other specialist design sub-contractor's requirements as appointed by the Main Contractor.

Key Plan



Notes

Apartment Type

2 BED - 3 PERSON / TYPE 2B-01

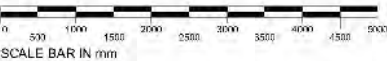
BLOCK A: FLOOR0-4 (3 UNIT PER FLOOR) = 15

BLOCK B: FLOOR0-3 (1 UNIT PER FLOOR) = 4

BLOCK C: FLOOR0-3 (3 UNIT PER FLOOR) = 12

Total: 31

STORAGE: 2.2 SQM (0.5 SQM INSIDE UC)



PL	Issue for Planning	JUN 2024	JAC	JS
REV	NOTES	DATE	BY	AUTH

DARLING ASSOCIATES  
ARCHITECTS

1 Greencoast Row  
London SW1P 1PQ  
UK

DRAWING STATUS

Planning

TITLE

Apartment Type - 2B-01

PROJECT

Great Western Yard

SCALE AT A1:

1:25

SCALE AT A3:

1:50

JOB NO.

19050

DRAWING

05-4-00-2B01

REV

PL



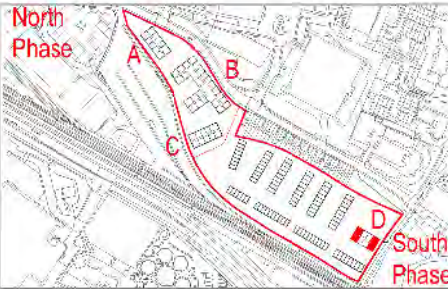


General Notes

This drawing is copyright of Darling Associates. This drawing shall not be copied. All dimensions are in mm unless otherwise stated. All dimensions shall be checked in situ prior to commencing the works and any discrepancies to be reported to Darling Associates. All works shall conform to the current editions of the building regulations and other statutory requirements. All materials and workmanship shall conform with the relevant British Standard specifications and codes of practice. If this drawing forms part of an application for planning permission, it shall not be used for any other purpose without the express permission of Darling Associates. This drawing may incorporate information from other professionals. Darling Associates cannot accept responsibility for the integrity and accuracy of such information. Any clarification and/or additions that are required appearing in such information should be sought from the relevant professional or their appointed representative.

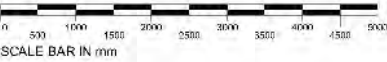
Drawings, specifications and schedules are to be read in conjunction with the following where applicable: Employer's Requirements documents, Agreements to Lease, Structural Engineer's drawings and specifications, Civil Engineer's drawings and specifications, Survey Drawings, Party Wall Boundary Awards. Other specialist design consultant's requirements as appointed by the Main Contractor. Other specialist design sub-contractor's requirements as appointed by the Main Contractor.

Key Plan



Notes

Apartment Type  
2 BED - 3 PERSON / TYPE 2B-02  
BLOCK D: FLOOR 0 (3 UNIT PER FLOOR) = 3  
FLOOR 1-3 (4 UNITS PER FLOOR) = 12  
Total: 15  
STORAGE: 2.2 SCM (0.5 INSIDE UC)



PL	Issue for Planning	JUN 2023	JAC	JS
REV	NOTES	DATE	BY	AUTH

DARLING ASSOCIATES  
ARCHITECTS

1 Greencoat Row  
London SW1P 1PQ  
UK

DRAWING STATUS

Planning

TITLE  
Apartment Type - 2B-02

PROJECT  
Great Western Yard

SCALE AT A1:  
1:25

SCALE AT A3:  
1:50

JOB NO.  
19050

DRAWING  
05-4-00-2B02

REV  
PL

© Darling Associates Ltd.

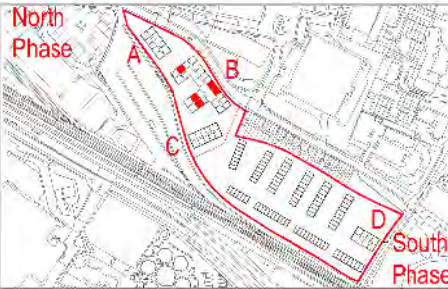


General Notes

This drawing is copyright of Darling Associates. This drawing shall not be copied. All dimensions are in mm unless otherwise stated. All dimensions shall be checked in situ prior to construction. No works and any discrepancies to be reported to Darling Associates. All works shall conform to the current edition of the building regulations and other statutory requirements. All materials and workmanship shall conform with the relevant British Standard specifications and codes of practice. If this drawing forms part of an application for planning permission, it shall not be used for any other purpose without the express permission of Darling Associates. This drawing may incorporate information from other professionals. Darling Associates cannot accept responsibility for the integrity and accuracy of such information. Any clarification and/or additions that are required appearing on such information should be sought from the relevant professional or their appointed representative.


Drawings, specifications and schedules are to be read in conjunction with the following where applicable: Employer's Requirements documents, Agreements to Lease, Structural Engineer's drawings and specifications, Civil Engineer's drawings and specifications, Survey Drawings, Party Wall Boundary Awards. Other specialist design consultant's requirements as appointed by the Main Contractor. Other specialist design sub-contractor's requirements as appointed by the Main Contractor.

Key Plan



Notes

Apartment Type  
2 BED - 3 PERSON / TYPE 2B-03  
BLOCK B: FLOOR0 (5 UNIT PER FLOOR) = 5  
FLOOR1-4 (6 UNITS PER FLOOR) =24  
Total: 29  
STORAGE: 2.1 SQM (0.5 SQM INSIDE UC)



PL	Issue for Planning	JUN 2024	JAL	105
REV	NOTES	DATE	BY	AUTH

DARLING ASSOCIATES  
ARCHITECTS

1 Greencoat Row  
London SW1P 1PQ  
UK

DRAWING STATUS

Planning

Apartment Type - 2B-03

PROJECT  
Great Western Yard

SCALE AT A1:  
1:25

SCALE AT A3:  
1:50

JOB NO.	DRAWING	REV
19050	05-4-00-2B03	PL

© Darling Associates Ltd.



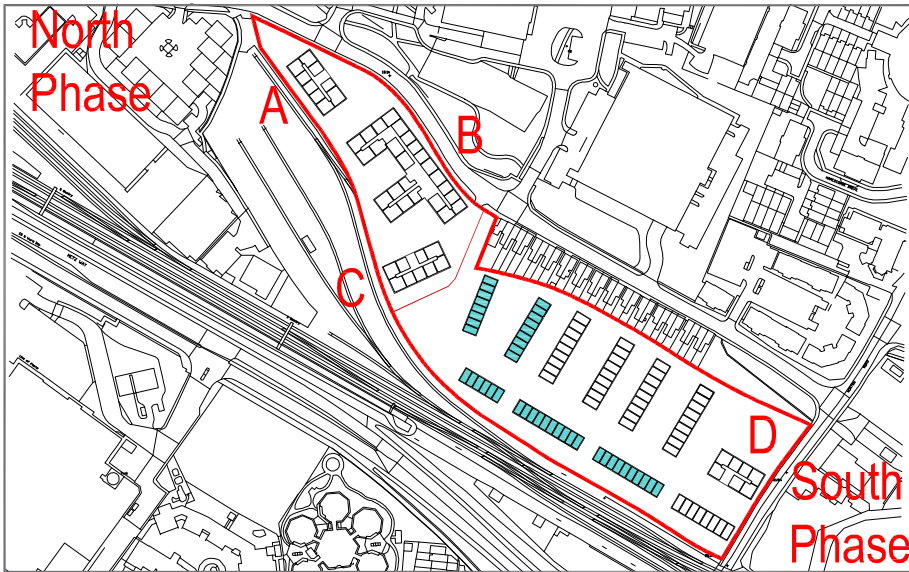


General Notes

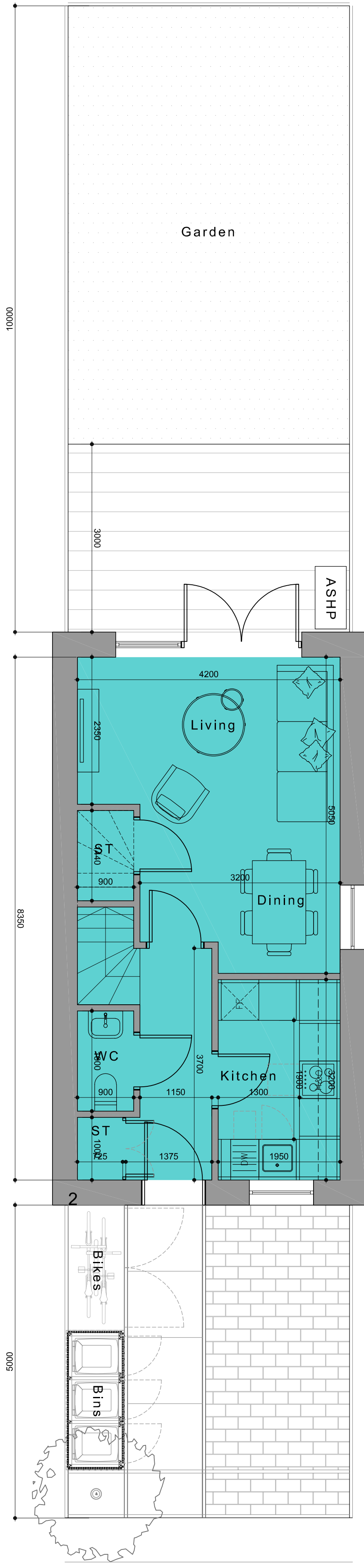
The drawing is copyright of Darling Associates. This drawing shall not be scaled. All dimensions are in mm unless otherwise stated. All dimensions shall be checked on site prior to commencing the works and any discrepancies to be reported to Darling Associates. All works shall conform to the current edition of the building regulations and other statutory requirements. All materials and workmanship shall conform with the relevant British Standard specifications and codes of practice. If this drawing forms part of an application for planning permission, it shall not be used for any other purpose without the express permission of Darling Associates. This drawing may incorporate information from other professionals. Darling Associates cannot accept responsibility for the integrity and accuracy of such information. Any clarification and/or additions that are required appertaining to such information should be sought from the relevant profession or their appointment representative.

Drawings, specifications and schedules are to be read in conjunction with the following where applicable: Employer's Requirements documents, Agreements to Lease, Structural Engineer's drawings and specifications, Civil Engineer's drawings and specifications, Survey Drawings, Party Wall Boundary Awards, Other specialist design consultant's requirements as appointed by the Main Contractor, Other specialist design sub-contractor's requirements as appointed by the Main Contractor.

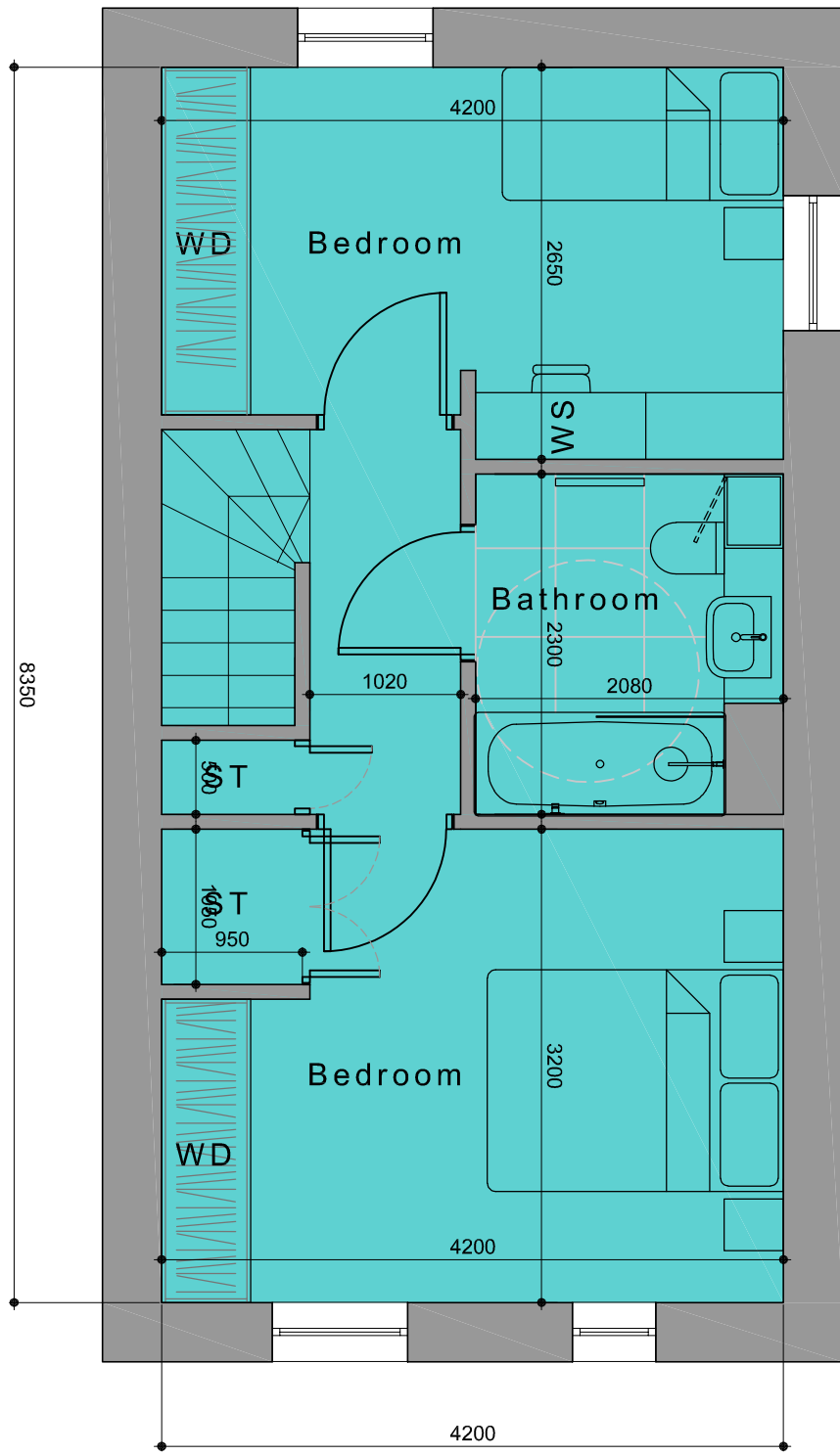
Key Plan



Notes



**GF** Ground Floor Plan  
SCALE 1:50

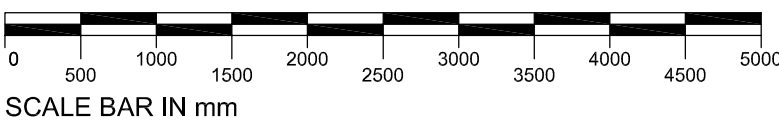


**1st** First Floor Plan  
SCALE 1:50

House Type

2B 3P

Total: 43



PL	Issue for Planning	JUN 2022	JA	JS
REV	NOTES	DATE	BY	AUTH

DARLING ASSOCIATES  
ARCHITECTS

1 Greencoat Row  
London SW1P 1PQ  
UK

DRAWING STATUS

Planning

TITLE

House Type - 2B 3P

PROJECT

Great Western Yard

SCALE AT A1:

1:50

SCALE AT A3:

1:100

JOB NO.

19050

DRAWING

05-4-00-2B3P

REV

PL

© Darling Associates Ltd.



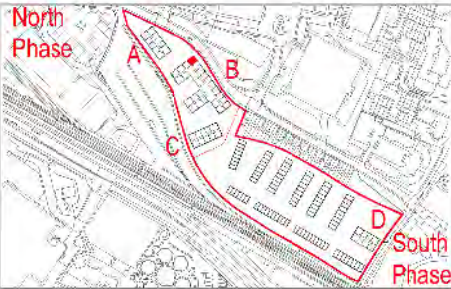


General Notes

This drawing is copyright of Darling Associates. This drawing shall not be copied. All dimensions are in mm unless otherwise stated. All dimensions shall be checked in situ prior to commencing the works and any discrepancies to be reported to Darling Associates. All works shall conform to the current editions of the building regulations and other statutory requirements. All materials and workmanship shall conform with the relevant British Standard specifications and codes of practice. If this drawing forms part of an application for planning permission, it shall not be used for any other purpose without the express permission of Darling Associates. This drawing may incorporate information from other professionals. Darling Associates cannot accept responsibility for the integrity and accuracy of such information. Any clarification and/or additions that are required appearing in such information should be sought from the relevant professional or their appointed representative.

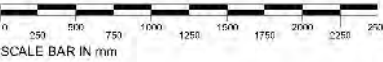
Drawings, specifications and schedules are to be read in conjunction with the following where applicable: Employer's Requirements documents, Agreement to Lease, Structural Engineer's drawings and specifications, Civil Engineer's drawings and specifications, Survey Drawings, Party Wall Boundary Awards. Other specialist design consultant's requirements as appointed by the Main Contractor. Other specialist design sub-contractor's requirements as appointed by the Main Contractor.

Key Plan



Notes

Apartment Type  
2 BED - 4 PERSON / TYPE 2B-04  
BLOCK B: FLOOR0-4 (1 UNIT PER FLOOR) = 5  
Total: 5  
STORAGE: 2.0 SQM (0.5 SQM INSIDE UC)



PL	Issue for Planning	JUN 2024	JAL	105
REV	NOTES	DATE	BY	AUTH

DARLING ASSOCIATES  
ARCHITECTS

1 Greencoat Row  
London SW1P 1PQ  
UK

DRAWING STATUS

Planning

TITLE		
Apartment Type - 2B-04		
PROJECT		
Great Western Yard		
SCALE AT A1:	SCALE AT A3:	
1:25	1:50	
JOB NO.	DRAWING	REV
19050	05-4-00-2B04	PL

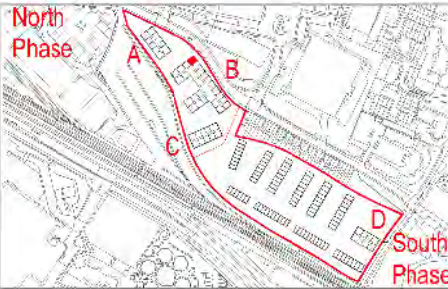


General Notes

This drawing is copyright of Darling Associates. This drawing shall not be copied. All dimensions are in mm unless otherwise stated. All dimensions shall be checked in situ prior to commencing works and any discrepancies to be reported to Darling Associates. All works shall conform to the current edition of the building regulations and other statutory requirements. All materials and workmanship shall conform with the relevant British Standard specifications and codes of practice. If this drawing forms part of an application for planning permission, it shall not be used for any other purpose without the express permission of Darling Associates. This drawing may incorporate information from other professionals. Darling Associates cannot accept responsibility for the integrity and accuracy of such information. Any clarification and/or additions that are required appearing to such information should be sought from the relevant professional or their appointed representative.

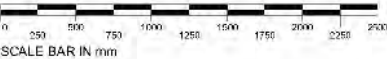
Drawings, specifications and schedules are to be read in conjunction with the following where applicable: Employer's Requirements documents, Agreements to Lease, Structural Engineer's drawings and specifications, Civil Engineer's drawings and specifications, Survey Drawings, Party Wall Boundary Awards. Other specialist design consultant's requirements as appointed by the Main Contractor. Other specialist design sub-contractor's requirements as appointed by the Main Contractor.

Key Plan



Notes

Apartment Type  
2 BED - 4 PERSON / TYPE 2B-05  
BLOCK B: FLOOR0-4 (4 UNIT PER FLOOR) = 20  
Total: 20  
STORAGE: 2.3 SQM (0.5 SQM INSIDE UC)



PL	Issue for Planning	JUN 2024	JAC	JS
REV	NOTES	DATE	BY	AUTH

DARLING ASSOCIATES  
ARCHITECTS

1 Greencoat Row  
London SW1P 1PQ  
UK

DRAWING STATUS

Planning

Apartment Type - 2B-05

PROJECT  
Great Western Yard

SCALE AT A1:  
1:25

SCALE AT A3:  
1:50

JOB NO.  
19050

DRAWING  
05-4-00-2B05

REV  
PL

© Darling Associates Ltd.



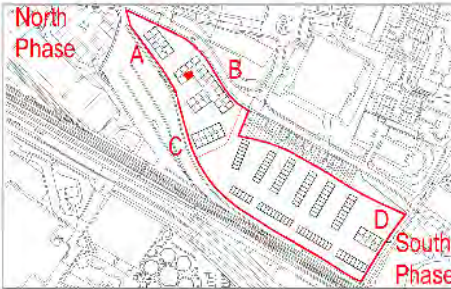


General Notes

This drawing is copyright of Darling Associates. This drawing shall not be copied. All dimensions are in mm unless otherwise stated. All dimensions shall be checked in situ prior to commencing works and any discrepancies to be reported to Darling Associates. All works shall conform to the current edition of the building regulations and other statutory requirements. All materials and workmanship shall conform with the relevant British Standard specifications and codes of practice. If this drawing forms part of an application for planning permission, it shall not be used for any other purpose without the express permission of Darling Associates. This drawing may incorporate information from other professionals. Darling Associates cannot accept responsibility for the integrity and accuracy of such information. Any clarification and/or additions that are required appearing on such information should be sought from the relevant professional or their appointed representative.

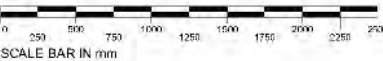
Drawings, specifications and schedules are to be read in conjunction with the following where applicable: Employer's Requirements documents, Agreements to Lease, Structural Engineer's drawings and specifications, Civil Engineer's drawings and specifications, Survey Drawings, Party Wall Boundary Awards. Other specialist design consultant's requirements as appointed by the Main Contractor. Other specialist design sub-contractor's requirements as appointed by the Main Contractor.

Key Plan



Notes

Apartment Type  
2 BED - 3 PERSON / TYPE 2B-08  
BLOCK B: FLOOR0-4 (1 UNIT PER FLOOR) = 5  
Total: 5  
STORAGE: 2.1 SCM (0.5 INSIDE UC)



PL	Issue for Planning	JUN 2024	JAL	105
REV	NOTES	DATE	BY	AUTH

DARLING ASSOCIATES  
ARCHITECTS

1 Greencoast Row  
London SW1P 1PQ  
UK

DRAWING STATUS

Planning

Apartment Type - 2B-08

PROJECT  
Great Western Yard

SCALE AT A1:  
1:25

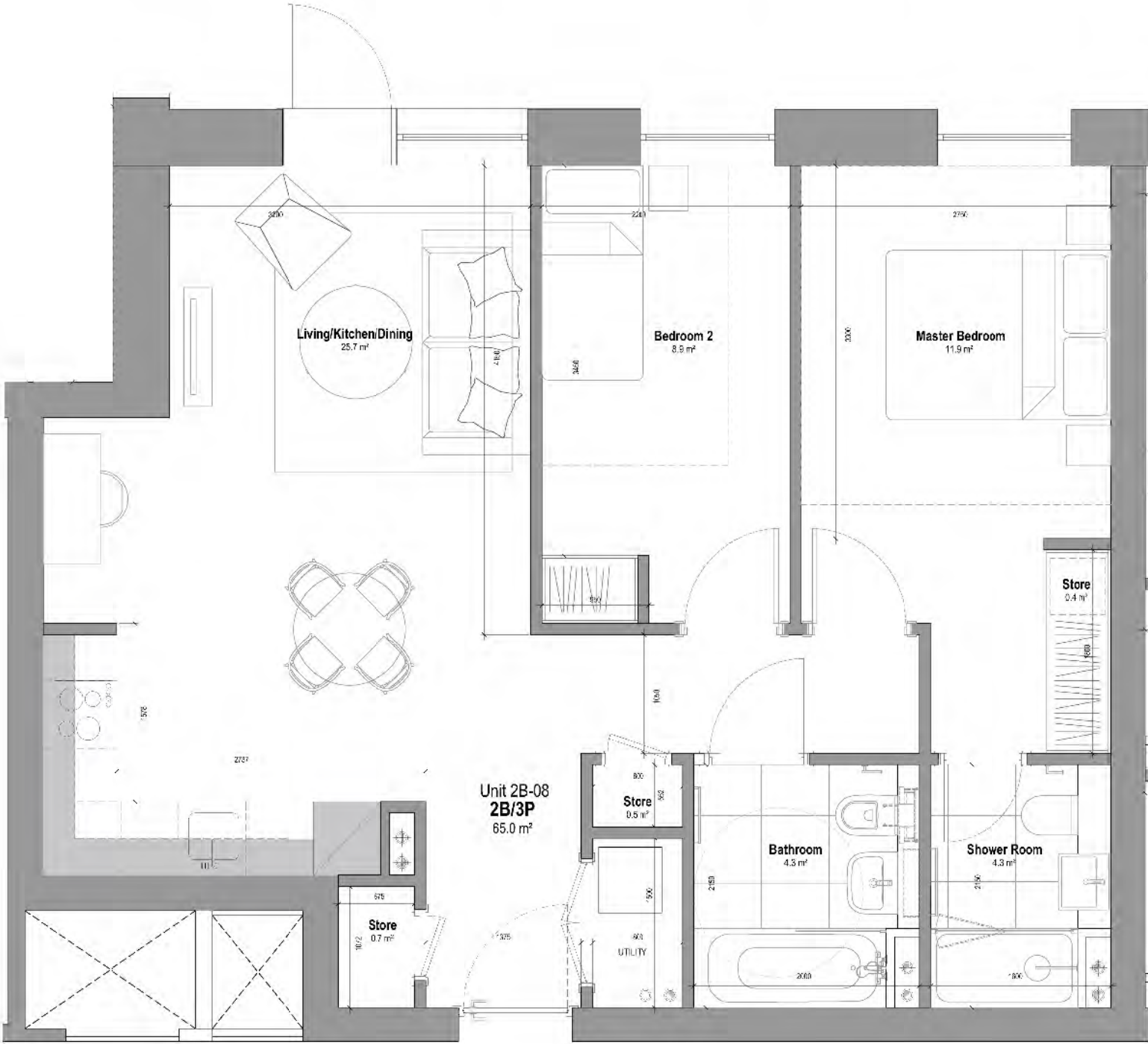
SCALE AT A3:  
1:50

JOB NO.  
19050

DRAWING  
05-4-00-2B08

REV  
PL

© Darling Associates Ltd.





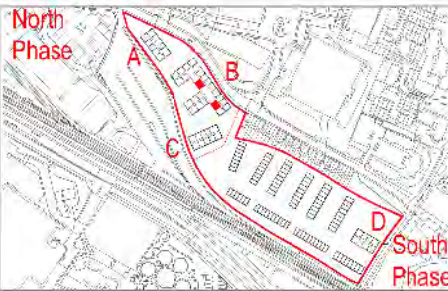


General Notes

This drawing is copyright of Darling Associates. This drawing shall not be copied. All dimensions are in mm unless otherwise stated. All dimensions shall be checked in situ prior to commencing works and any discrepancies to be reported to Darling Associates. All works shall conform to the current edition of the building regulations and other statutory requirements. All materials and workmanship shall conform with the relevant British Standard specifications and codes of practice. If this drawing forms part of an application for planning permission, it shall not be used for any other purpose without the express permission of Darling Associates. This drawing may incorporate information from other professionals. Darling Associates cannot accept responsibility for the integrity and accuracy of such information. Any clarification and/or additions that are required appearing on such information should be sought from the relevant professional or their appointed representative.

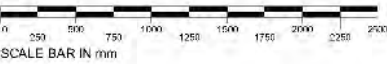
Drawings, specifications and schedules are to be read in conjunction with the following where applicable: Employer's Requirements documents, Agreements to Lease, Structural Engineer's drawings and specifications, Civil Engineer's drawings and specifications, Survey Drawings, Party Wall Boundary Awards. Other specialist design consultant's requirements as appointed by the Main Contractor. Other specialist design sub-contractor's requirements as appointed by the Main Contractor.

Key Plan



Notes

Apartment Type  
2 BED - 4 PERSON / TYPE 2B-09  
BLOCK B: FLOOR0 (1 UNIT PER FLOOR) = 1  
FLOOR1-3 (2 UNIT PER FLOOR) = 6  
Total: 7  
STORAGE: 2.4 SQM (0.5 SQM INSIDE UC)



PL	Issue for Planning	JUN 2024	JAL	JS
REV	NOTES	DATE	BY	AUTH

DARLING ASSOCIATES  
ARCHITECTS

1 Greencoast Row  
London SW1P 1PQ  
UK

DRAWING STATUS

Planning

TITLE  
Apartment Type - 2B-09

PROJECT  
Great Western Yard

SCALE AT A1:  
1:25

SCALE AT A3:  
1:50

JOB NO.  
19050

DRAWING  
05-4-00-2B09

REV  
PL



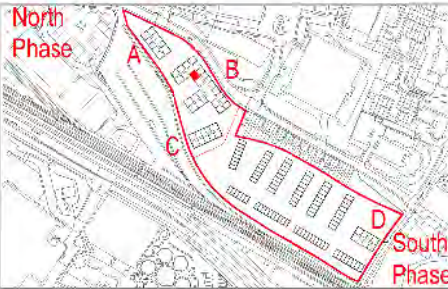


General Notes

This drawing is copyright of Darling Associates. This drawing shall not be copied. All dimensions are in mm unless otherwise stated. All dimensions shall be checked in situ prior to commencing works and any discrepancies to be reported to Darling Associates. All works shall conform to the current edition of the building regulations and other statutory requirements. All materials and workmanship shall conform with the relevant British Standard specifications and codes of practice. If this drawing forms part of an application for planning permission, it shall not be used for any other purpose without the express permission of Darling Associates. This drawing may incorporate information from other professionals. Darling Associates cannot accept responsibility for the integrity and accuracy of such information. Any clarification and/or additions that are required appearing in such information should be sought from the relevant professional or their appointed representative.

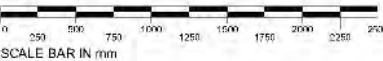
Drawings, specifications and schedules are to be read in conjunction with the following where applicable: Employer's Requirements documents, Agreements to Lease, Structural Engineer's drawings and specifications, Civil Engineer's drawings and specifications, Survey Drawings, Party Wall Boundary Awards. Other specialist design consultant's requirements as appointed by the Main Contractor. Other specialist design sub-contractor's requirements as appointed by the Main Contractor.

Key Plan



Notes

Apartment Type  
2 BED - 4 PERSON / TYPE 2B-10  
BLOCK B: FLOOR 1-3 (1 UNIT PER FLOOR) = 3  
Total: 3  
STORAGE: 2.0 SQM (0.5 SQM INSIDE UC)



PL	Issue for Planning	JUN 2024	JAL	105
REV	NOTES	DATE	BY	AUTH

DARLING ASSOCIATES  
ARCHITECTS

1 Greencoat Row  
London SW1P 1PQ  
UK

DRAWING STATUS

Planning

Apartment Type - 2B-10

PROJECT  
Great Western Yard

SCALE AT A1:  
1:25

SCALE AT A3:  
1:50

JOB NO.  
19050

DRAWING  
05-4-00-2B10

REV  
PL

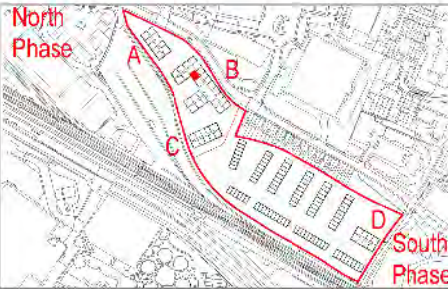


General Notes

This drawing is copyright of Darling Associates. This drawing shall not be copied, reproduced, or otherwise used in any way without the written permission of Darling Associates. All dimensions shall be checked in situ prior to construction. The works and any discrepancies to be reported to Darling Associates. All works shall conform to the current edition of the building regulations and other statutory requirements. All materials and workmanship shall conform with the relevant British Standard specifications and codes of practice. If this drawing forms part of an application for planning permission, it shall not be used for any other purpose without the express permission of Darling Associates. This drawing may incorporate information from other professionals. Darling Associates cannot accept responsibility for the integrity and accuracy of such information. Any clarification and/or additions that are required pertaining to such information should be sought from the relevant professional or their appointment representative.

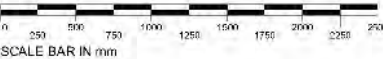
Drawings, specifications and schedules are to be read in conjunction with the following where applicable: Employer's Requirements documents, Agreement to Lease, Structural Engineers drawings and specifications, Civil Engineers drawings and specifications, Survey Drawings, Party Walls Boundary Agreements, Other specialist design consultants' requirements as appointed by the Main Contractor. Other specialist design sub-contractor's requirements as appointed by the Main Contractor.

Key Plan



Notes

Apartment Type  
2 BED - 3 PERSON / TYPE 2B-11  
BLOCK B: FLOOR 4 (1 UNIT PER FLOOR) = 1  
Total: 1  
STORAGE: 2.0 SQM (0.5 SQM INSIDE UC)



PL	Issue for Planning	JUN 2023	JAN	JS
REV	NOTES	DATE	BY	AUTH

DARLING ASSOCIATES  
ARCHITECTS

1 Greencoat Row  
London SW1P 1PQ  
UK

DRAWING STATUS

Planning

TITLE  
Apartment Type - 2B-11

PROJECT  
Great Western Yard

SCALE AT A1:  
1:25

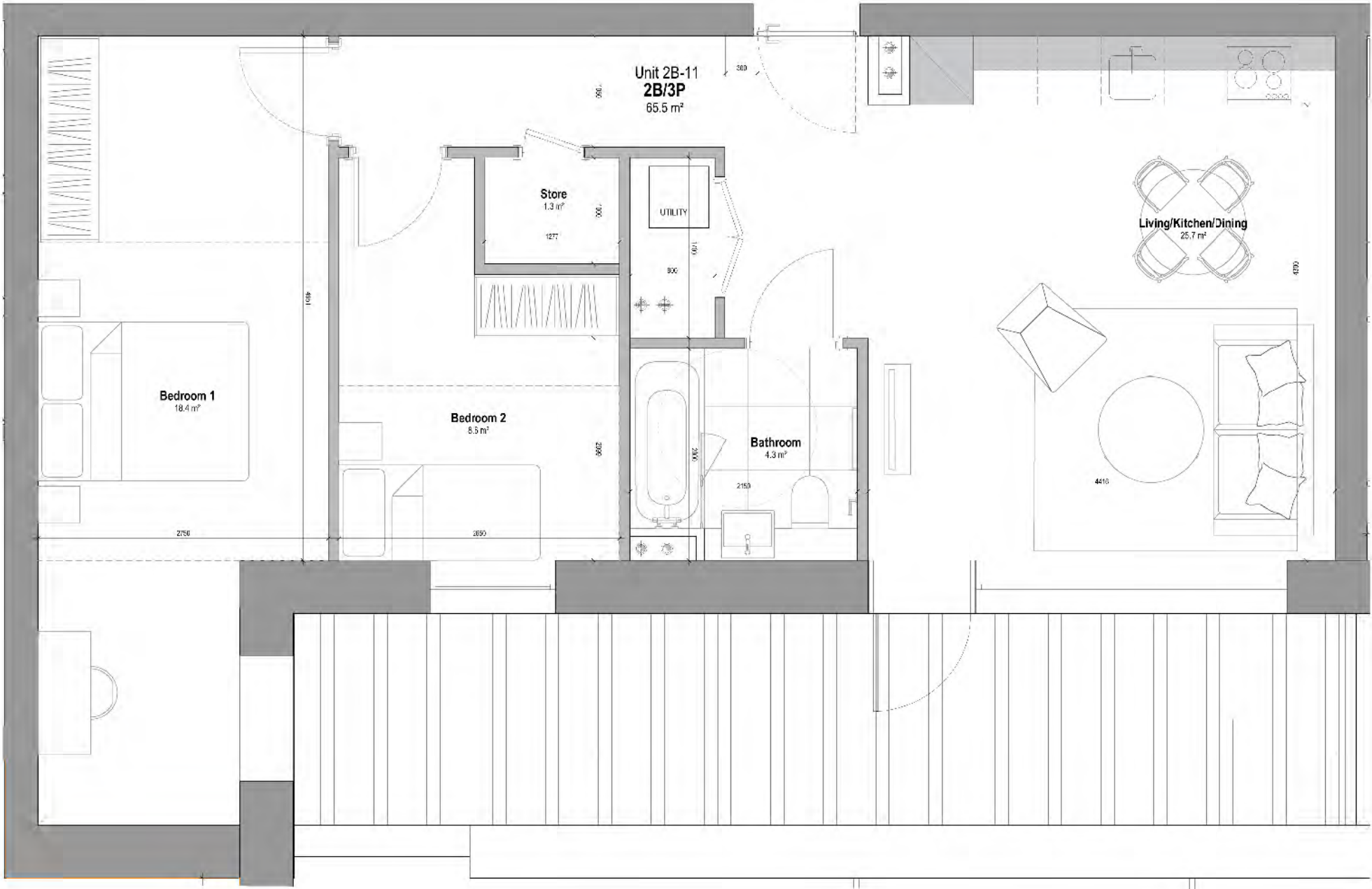
SCALE AT A3:  
1:50

JOB NO.  
19050

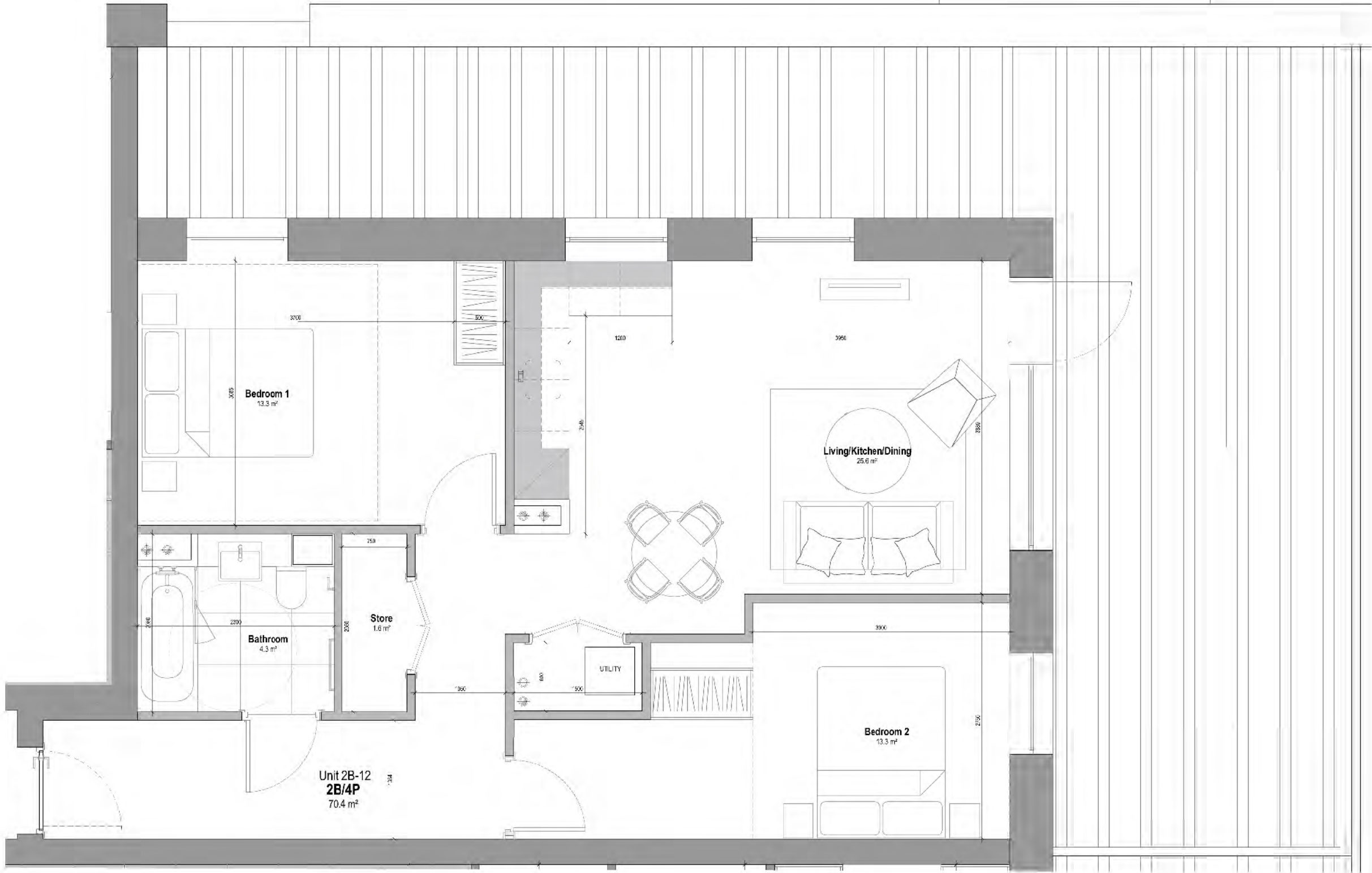
DRAWING  
05-4-00-2B11

REV  
PL

© Darling Associates Ltd.





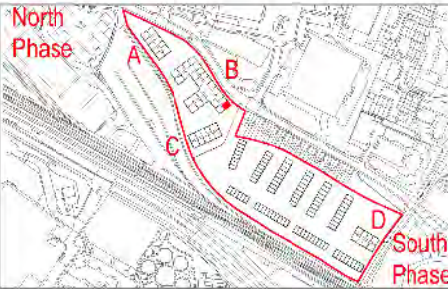


General Notes

This drawing is copyright of Darling Associates. This drawing shall not be copied, altered, or used in any way without the express permission of Darling Associates. All dimensions shall conform to the current edition of the building regulations and other statutory requirements. All materials and workmanship shall conform with the relevant British Standard specifications and codes of practice. If this drawing forms part of an application for planning permission, it shall not be used for any other purpose without the express permission of Darling Associates. This drawing may incorporate information from other professionals. Darling Associates cannot accept responsibility for the integrity and accuracy of such information. Any clarification and/or additions that are required shall be sought from the relevant professional or their appointed representative.

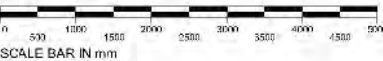
Drawings, specifications and schedules are to be read in conjunction with the following where applicable: Employer's Requirements documents, Agreements to Lease, Structural Engineer's drawings and specifications, Civil Engineer's drawings and specifications, Survey Drawings, Party Wall Boundary Agreements, Other specialist design consultants' requirements as appointed by the Main Contractor, Other specialist design sub-contractor's requirements as appointed by the Main Contractor.

Key Plan



Notes

Apartment Type  
2 BED - 4 PERSON / TYPE 2B-12  
BLOCK B: FLOOR 4 (1 UNIT PER FLOOR) = 1  
Total: 1  
STORAGE: 2.1 SQM (0.5 SQM INSIDE UC)



PL	Issue for Planning	JUN 2023	JA	JB
REV	NOTES	DATE	BY	AUTH

DARLING ASSOCIATES  
ARCHITECTS

1 Greencoat Row  
London SW1P 1PQ  
UK

DRAWING STATUS

Planning

TITLE  
Apartment Type - 2B-12

PROJECT  
Great Western Yard

SCALE AT A1:  
1:25

SCALE AT A3:  
1:50

JOB NO:  
19050

DRAWING  
05-4-00-2B12

REV  
PL

© Darling Associates Ltd.



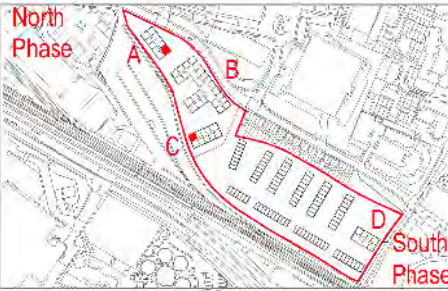


General Notes

This drawing is copyright of Darling Associates. This drawing shall not be copied. All dimensions are in mm unless otherwise stated. All dimensions shall be checked in situ prior to commencing the works and any discrepancies to be reported to Darling Associates. All works shall conform to the current editions of the building regulations and other statutory requirements. All materials and workmanship shall conform with the relevant British Standard specifications and codes of practice. If this drawing forms part of an application for planning permission, it shall not be used for any other purpose without the express permission of Darling Associates. This drawing may incorporate information from other professionals. Darling Associates cannot accept responsibility for the integrity and accuracy of such information. Any clarification and/or additions that are required appearing on such information should be sought from the relevant professional or their appointment representative.

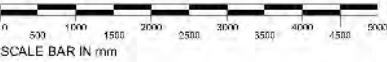
Drawings, specifications and schedules are to be read in conjunction with the following where applicable: Employer's Requirements documents, Agreement to Lease, Structural Engineer's drawings and specifications, Civil Engineer's drawings and specifications, Survey Drawings, Party Wall Boundary Awards. Other specialist design consultant's requirements as appointed by the Main Contractor. Other specialist design sub-contractor's requirements as appointed by the Main Contractor.

Key Plan



Notes

- Apartment Type
- 3 BED - 4 PERSON / TYPE 3B-01
- BLOCK A: FLOOR0-4 (1 UNIT PER FLOOR) = 5
- BLOCK C: FLOOR0-3 (1 UNITS PER FLOOR) = 4
- Total: 9
- STORAGE: 2.8 SQM (0.5 SQM INSIDE UC)



PL	Issue for Planning	JUN 2024	JAL	JS
REV	NOTES	DATE	BY	AUTH

DARLING ASSOCIATES  
ARCHITECTS

1 Greencoast Row  
London SW1P 1PQ  
UK

DRAWING STATUS

Planning

TITLE  
Apartment Type - 3B-01

PROJECT  
Great Western Yard

SCALE AT A1:  
1:25

SCALE AT A3:  
1:50

JOB NO. 19050	DRAWING 05-4-00-3B01	REV PL
------------------	-------------------------	-----------

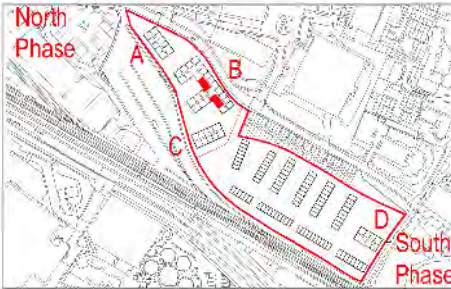


General Notes

This drawing is the copyright of Darling Associates. This drawing shall not be copied. All dimensions are in mm unless otherwise stated. All dimensions shall be checked in situ prior to commencing works and any discrepancies to be reported to Darling Associates. All works shall conform to the current edition of the building regulations and other statutory requirements. All materials and workmanship shall conform with the relevant British Standard specifications and codes of practice. If this drawing forms part of an application for planning permission, it shall not be used for any other purpose without the express permission of Darling Associates. This drawing may incorporate information from other professionals. Darling Associates cannot accept responsibility for the integrity and accuracy of such information. Any clarification and/or additions that are required appearing on such information should be sought from the relevant professional or their appointed representative.

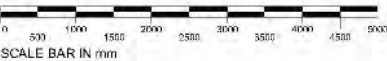
Drawings, specifications and schedules are to be read in conjunction with the following where applicable: Employer's Requirements documents, Agreements to Lease, Structural Engineer's drawings and specifications, Civil Engineer's drawings and specifications, Survey Drawings, Party Wall Boundary Awards. Other specialist design consultant's requirements as appointed by the Main Contractor. Other specialist design sub-contractor's requirements as appointed by the Main Contractor.

Key Plan



Notes

Apartment Type  
3 BED - 5 PERSON / TYPE 3B-02  
BLOCK B: FLOOR4 (2 UNIT PER FLOOR) = 2  
Total: 2  
STORAGE: 2.5 SQM (0.5 SQM INSIDE UC)



PL	Issue for Planning	JUN 2024	JAL	105
REV	NOTES	DATE	BY	AUTH

DARLING ASSOCIATES  
ARCHITECTS

1 Greencoat Row  
London SW1P 1PQ  
UK

DRAWING STATUS

Planning

Apartment Type - 3B-02

PROJECT  
Great Western Yard

SCALE AT A1:  
1:25

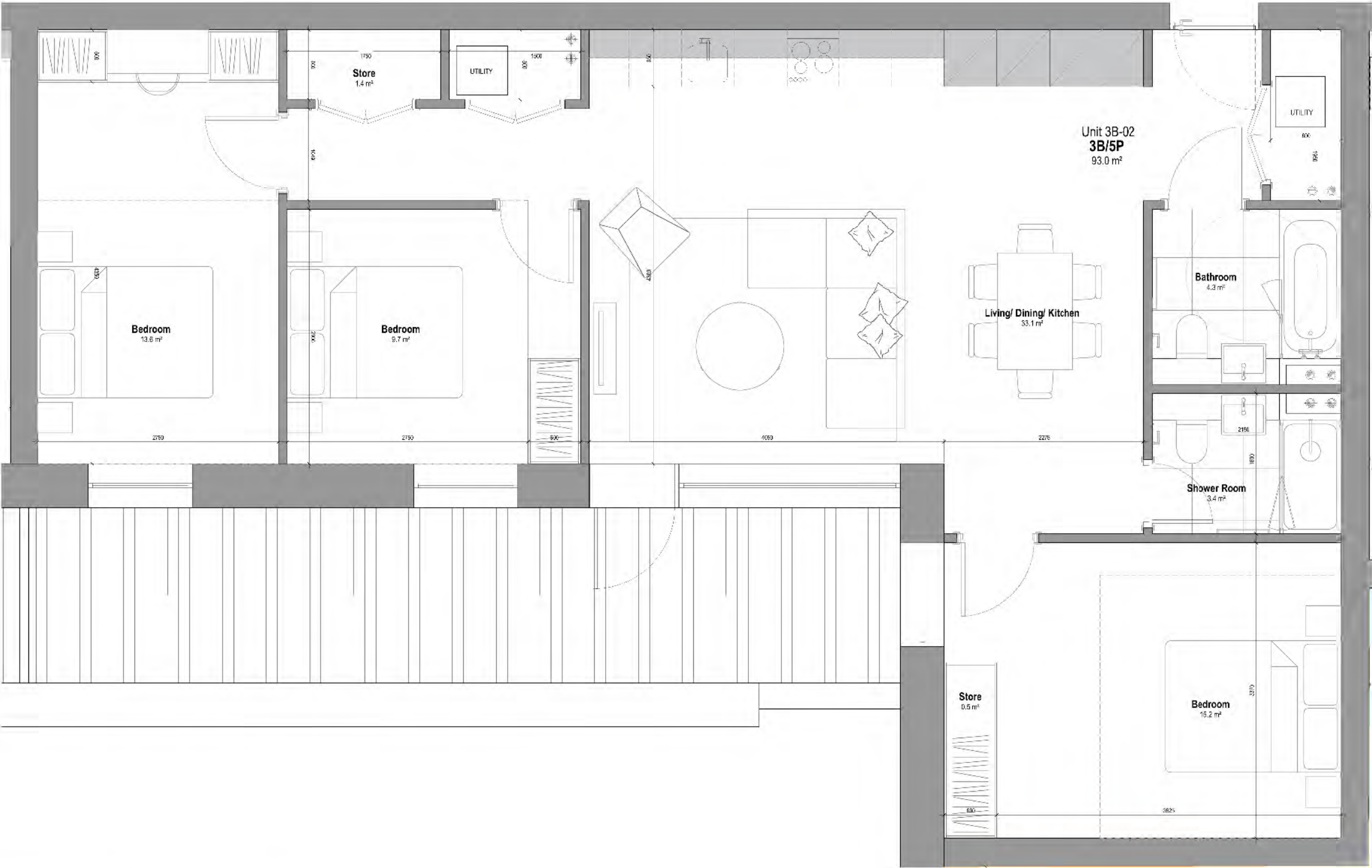
SCALE AT A3:  
1:50

JOB NO.  
19050

DRAWING  
05-4-00-3B02

REV  
PL

© Darling Associates Ltd.



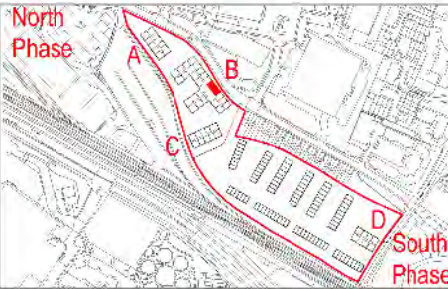


General Notes

This drawing is copyright of Darling Associates. This drawing shall not be copied. All dimensions are in mm unless otherwise stated. All dimensions shall be checked in situ prior to commencing the works and any discrepancies to be reported to Darling Associates. All work shall conform to the current edition of the building regulations and other statutory requirements. All materials and workmanship shall conform with the relevant British Standard specifications and codes of practice. If this drawing forms part of an application for planning permission, it shall not be used for any other purpose without the express permission of Darling Associates. This drawing may incorporate information from other professionals. Darling Associates cannot accept responsibility for the integrity and accuracy of such information. Any clarification and/or additions that are required upon issuing of such information should be sought from the relevant professional or their appointed representative.

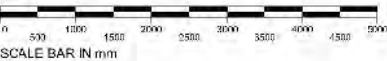
Drawings, specifications and schedules are to be read in conjunction with the following where applicable: Employer's Requirements documents, Agreements to Lease, Structural Engineer's drawings and specifications, Civil Engineer's drawings and specifications, Survey Drawings, Party Wall Boundary Agreements. Other specialist design consultants' requirements as appointed by the Main Contractor. Other specialist design sub-contractor's requirements as appointed by the Main Contractor.

Key Plan



Notes

Apartment Type  
3 BED - 6 PERSON / TYPE 3B-03  
BLOCK B: FLOOR4 (1 UNIT PER FLOOR) = 1  
Total: 1  
STORAGE: 2.5 SQM (0.5 SQM INSIDE UC)



PL	Issue for Planning	JUN 2022	JA	JB
REV	NOTES	DATE	BY	AUTH

DARLING ASSOCIATES  
ARCHITECTS

1 Greencoat Row  
London SW1P 1PQ  
UK

DRAWING STATUS

Planning

TITLE  
Apartment Type - 3B-03

PROJECT  
Great Western Yard

SCALE AT A1:  
1:50

SCALE AT A3:  
1:100

JOB NO:

19050

DRAWING

05-4-00-3B03

REV

PL



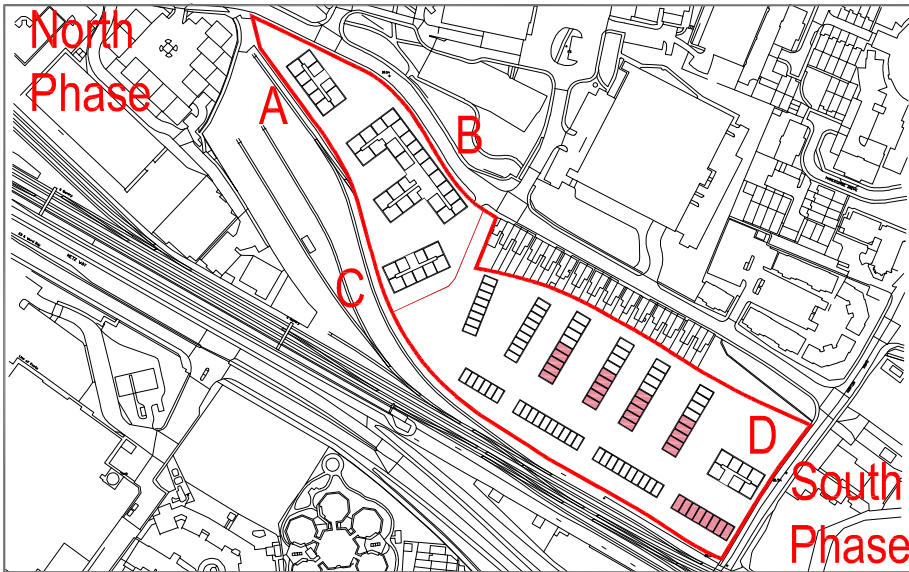


General Notes

The drawing is copyright of Darling Associates. This drawing shall not be scaled. All dimensions are in mm unless otherwise stated. All dimensions shall be checked on site prior to commencing the works and any discrepancies to be reported to Darling Associates. All works shall conform to the current edition of the building regulations and other statutory requirements. All materials and workmanship shall conform with the relevant British Standard specifications and codes of practice. If this drawing forms part of an application for planning permission, it shall not be used for any other purpose without the express permission of Darling Associates. This drawing may incorporate information from other professionals. Darling Associates cannot accept responsibility for the integrity and accuracy of such information. Any clarification and/or additions that are required appertaining to such information should be sought from the relevant profession or their appointment representative.

Drawings, specifications and schedules are to be read in conjunction with the following where applicable: Employer's Requirements documents, Agreements to Lease, Structural Engineer's drawings and specifications, Civil Engineer's drawings and specifications, Survey Drawings, Party Wall Boundary Awards. Other specialist design consultant's requirements as appointed by the Main Contractor. Other specialist design sub-contractor's requirements as appointed by the Main Contractor.

Key Plan

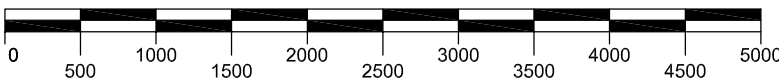


Notes

House Type

3B 4P

Total: 28



SCALE BAR IN mm

PL	Issue for Planning	JUN 2022	JA	JS
REV	NOTES	DATE	BY	AUTH

DARLING ASSOCIATES  
ARCHITECTS

1 Greencoat Row  
London SW1P 1PQ  
UK

DRAWING STATUS

Planning

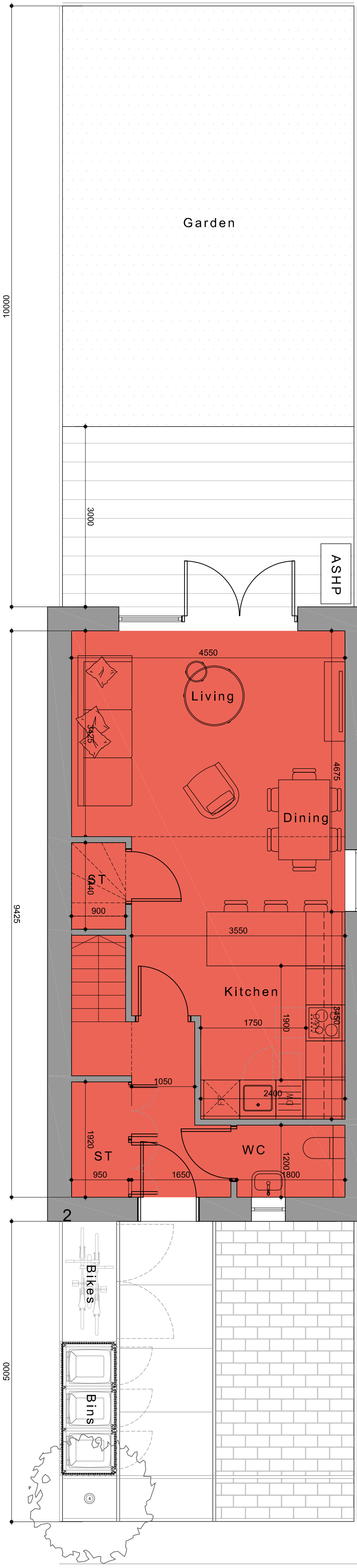
TITLE  
**House Type - 3B 4P**

PROJECT  
Great Western Yard

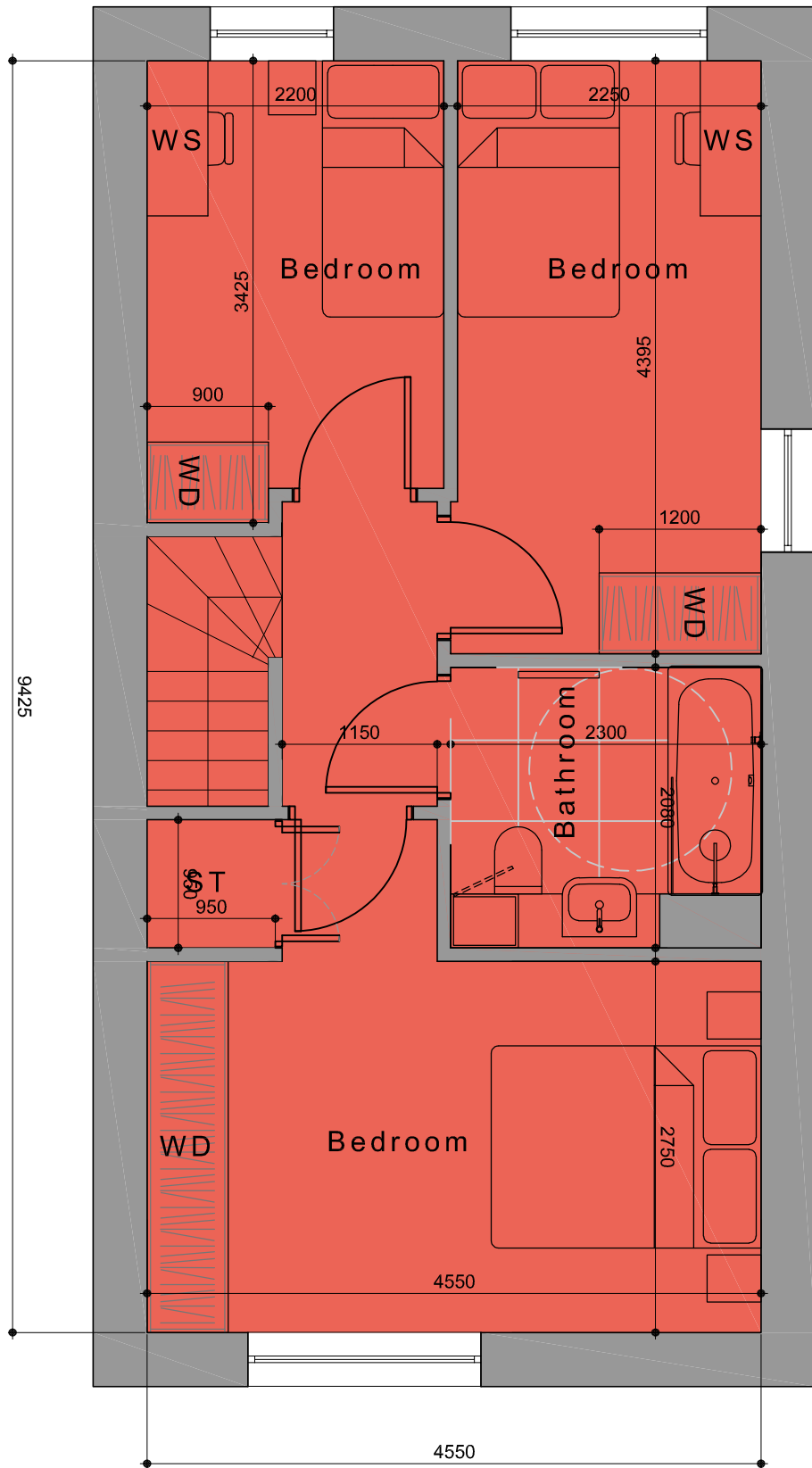
SCALE AT A1: 1:50	SCALE AT A3: 1:100
----------------------	-----------------------

JOB NO. 19050	DRAWING 05-4-00-3B4P	REV PL
------------------	-------------------------	-----------

© Darling Associates Ltd.



**GF** Ground Floor Plan  
SCALE 1:50



**1st** First Floor Plan  
SCALE 1:50

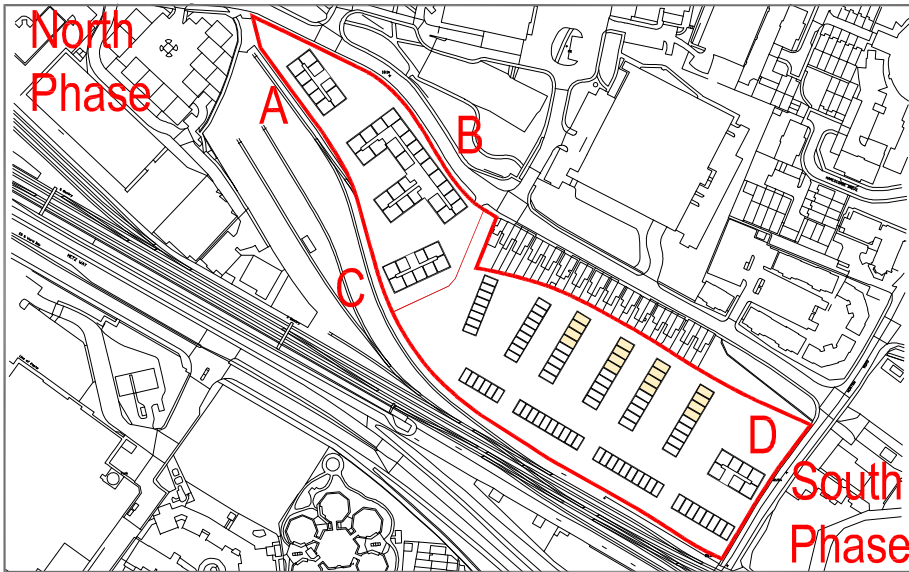


General Notes

The drawing is copyright of Darling Associates. This drawing shall not be scaled. All dimensions are in mm unless otherwise stated. All dimensions shall be checked on site prior to commencing the works and any discrepancies to be reported to Darling Associates. All works shall conform to the current edition of the building regulations and other statutory requirements. All materials and workmanship shall conform with the relevant British Standard specifications and codes of practice. If this drawing forms part of an application for planning permission, it shall not be used for any other purpose without the express permission of Darling Associates. This drawing may incorporate information from other professionals. Darling Associates cannot accept responsibility for the integrity and accuracy of such information. Any clarification and/or additions that are required appertaining to such information should be sought from the relevant profession or their appointment representative.

Drawings, specifications and schedules are to be read in conjunction with the following where applicable: Employer's Requirements documents, Agreements to Lease, Structural Engineer's drawings and specifications, Civil Engineer's drawings and specifications, Survey Drawings, Party Wall Boundary Awards, Other specialist design consultant's requirements as appointed by the Main Contractor, Other specialist design sub-contractor's requirements as appointed by the Main Contractor.

Key Plan



Notes

House Type

3B 5P

Total: 16



SCALE BAR IN mm

PL	Issue for Planning	JUN 2022	JA	JS
REV	NOTES	DATE	BY	AUTH

DARLING ASSOCIATES  
ARCHITECTS

1 Greencoat Row  
London SW1P 1PQ  
UK

DRAWING STATUS

Planning

TITLE

House Type - 3B 5P

PROJECT

Great Western Yard

SCALE AT A1:

1:50

SCALE AT A3:

1:100

JOB NO.

19050

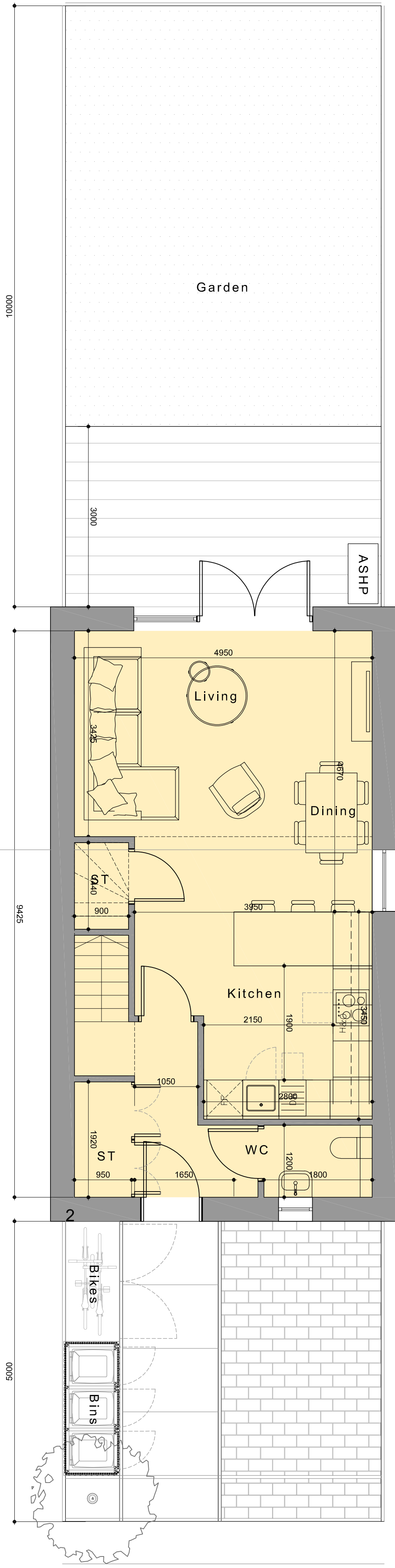
DRAWING

05-4-00-3B5P

REV

PL

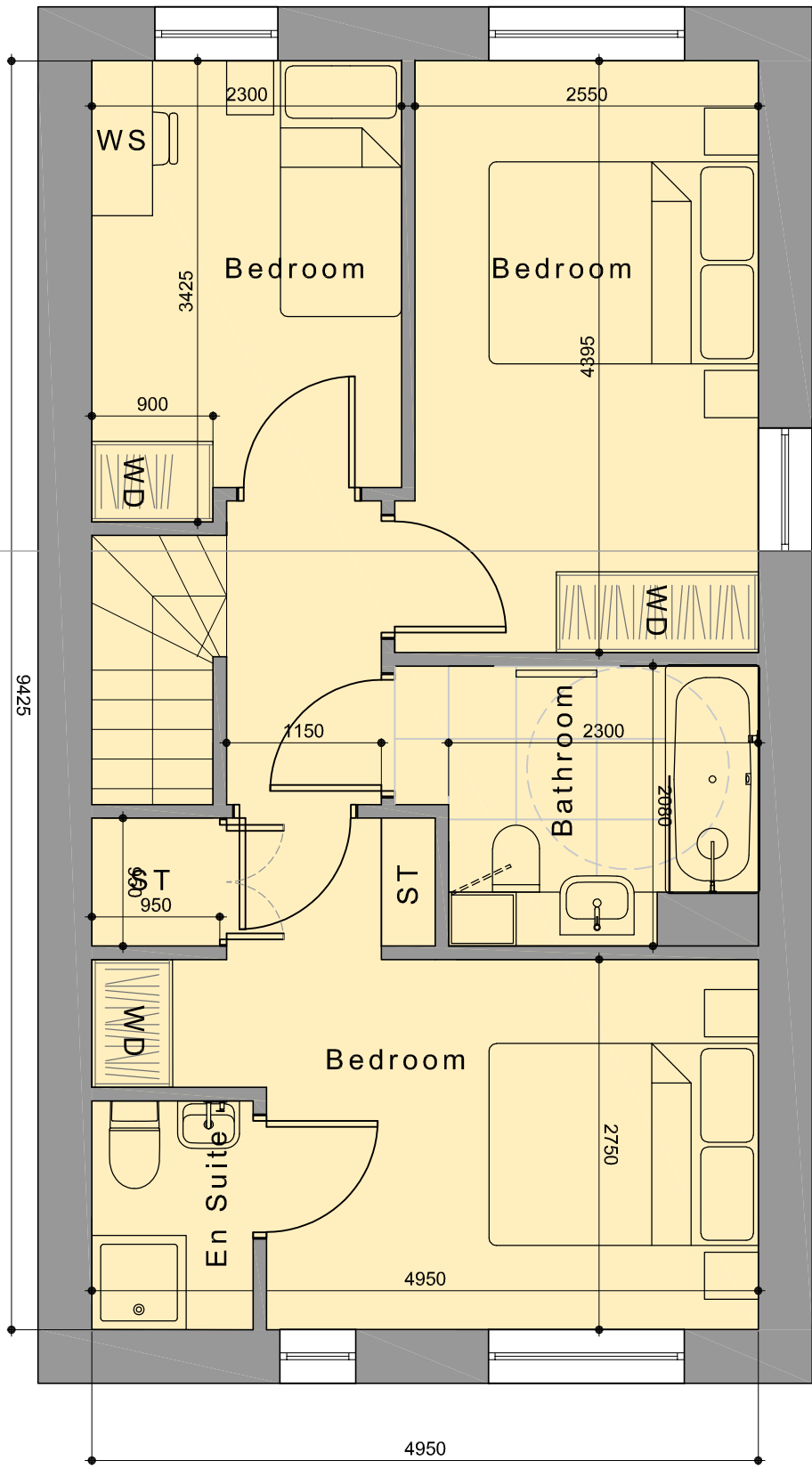
© Darling Associates Ltd.



GF

Ground Floor Plan

SCALE 1:50

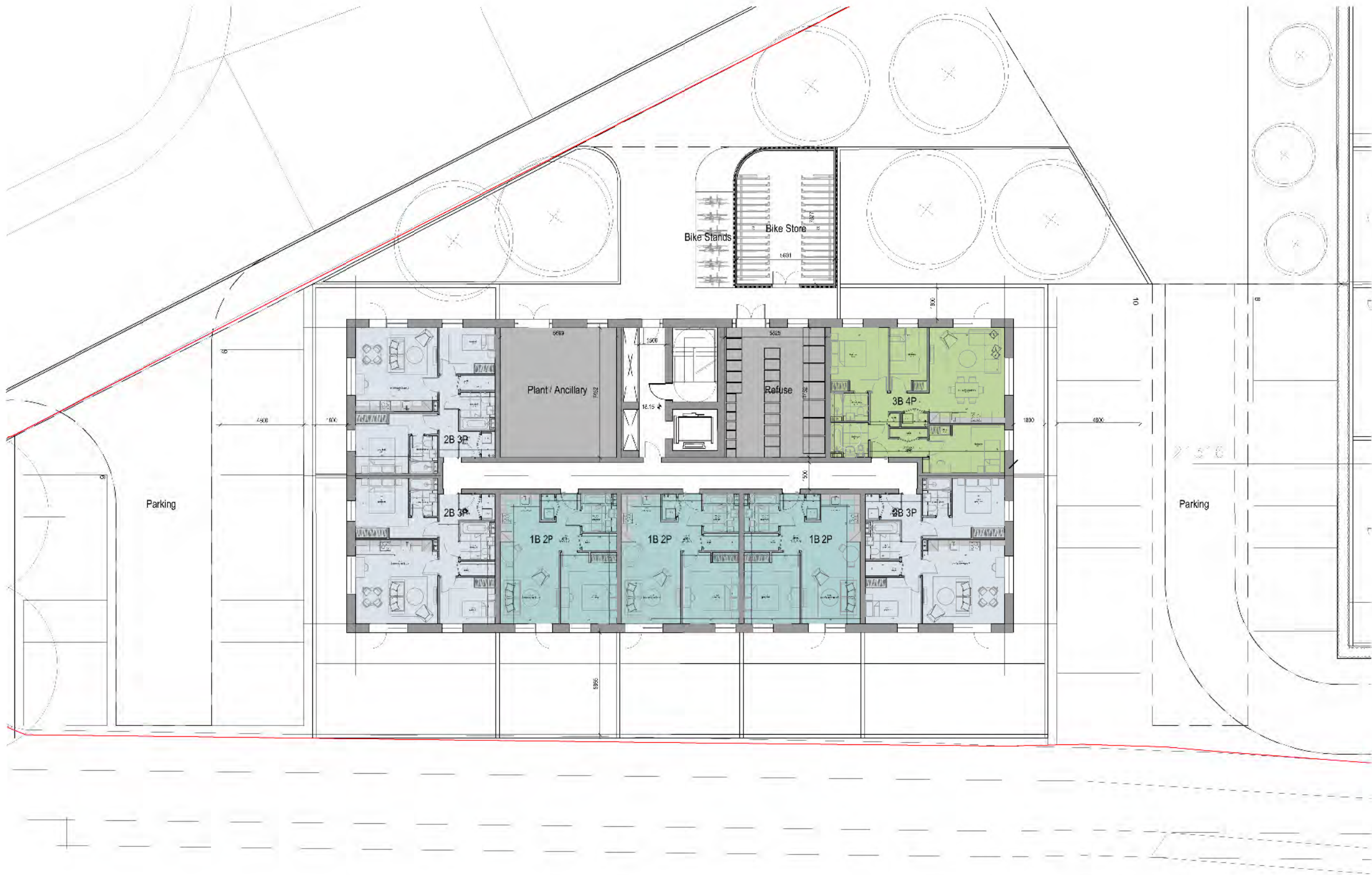


1st

First Floor Plan

SCALE 1:50





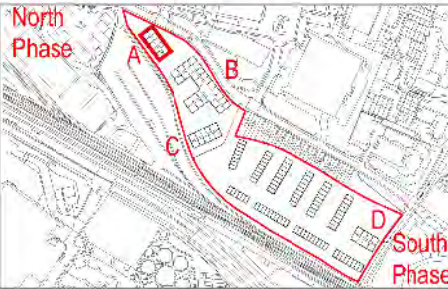
GF Ground Floor Plan  
SCALE 1:125

General Notes

This drawing is copyright of Darling Associates. This drawing shall not be copied. All dimensions are in mm unless otherwise stated. All dimensions shall be checked in situ prior to commencing the works and any discrepancies to be reported to Darling Associates. All works shall conform to the current edition of the building regulations and other statutory requirements. All materials and workmanship shall conform with the relevant British Standard specifications and codes of practice. If this drawing forms part of an application for planning permission, it shall not be used for any other purpose without the express permission of Darling Associates. This drawing may incorporate information from other professionals. Darling Associates cannot accept responsibility for the integrity and accuracy of such information. Any clarification and/or additions that are required shall be sought from the relevant professional or their appointed representative.

Drawings, specifications and schedules are to be read in conjunction with the following where applicable: Employer's Requirements documents, Agreement to Lease, Structural Engineers drawings and specifications, Civil Engineers drawings and specifications, Survey Drawings, Party Wall Boundary Agreements, Other specialist design consultants' requirements as appointed by the Main Contractor. Other specialist design sub-contractor's requirements as appointed by the Main Contractor.

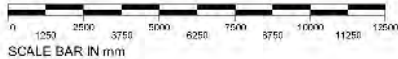
Key Plan



Notes

Apartments		Houses	
1B / 1P		2B / 3P	
1B / 2P		3B / 4P	
2B / 3P		3B / 5P	
2B / 4P			
3B / 4P			
3B / 5P			

Planning Application Boundary



PL	Issue for Planning	JUN/2022	JA	JB
REV	NOTES	DATE	BY	AUTH

DARLING ASSOCIATES  
ARCHITECTS

1 Greencourt Row  
London SW1P 1PQ  
UK

DRAWING STATUS

Planning

TITLE  
Block A - Ground Floor Plan

PROJECT  
Great Western Yard

SCALE AT A1:  
1:125

SCALE AT A3:  
1:250

JOB NO.  
19050

DRAWING  
A-03-1-00

REV  
PL

© Darling Associates Ltd.





**1st** 1st Floor Plan  
SCALE 1:125

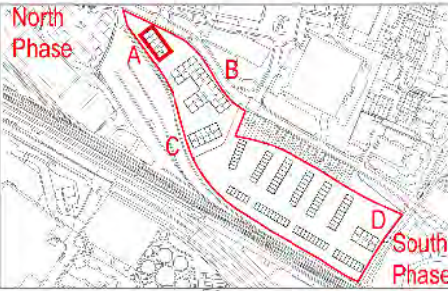


General Notes

This drawing is copyright of Darling Associates. This drawing shall not be copied. All dimensions are in mm unless otherwise stated. All dimensions shall be checked in situ prior to commencing the works and any discrepancies to be reported to Darling Associates. All works shall conform to the current edition of the building regulations and other statutory requirements. All materials and workmanship shall conform with the relevant British Standard specifications and codes of practice. If this drawing forms part of an application for planning permission, it shall not be used for any other purpose without the express permission of Darling Associates. This drawing may incorporate information from other professionals. Darling Associates cannot accept responsibility for the integrity and accuracy of such information. Any clarification and/or additions that are required prior to the start of such information should be sought from the relevant professional or their appointed representative.

Drawings, specifications and schedules are to be read in conjunction with the following where applicable: Employer's Requirements documents, Agreement to Lease, Structural Engineers drawings and specifications, Civil Engineers drawings and specifications, Survey Drawings, Party Wall Boundary Agreements, Other specialist design consultants' requirements as appointed by the Main Contractor. Other specialist design sub-contractor's requirements as appointed by the Main Contractor.

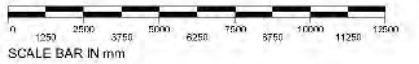
Key Plan



Notes

Apartments		Houses	
1B / 1P		2B / 3P	
1B / 2P		3B / 4P	
2B / 3P		3B / 5P	
2B / 4P			
3B / 4P			
3B / 5P			

Planning Application Boundary



PL	Issue for Planning	JUN/2022	JA	JB
REV	NOTES	DATE	BY	AUTH

**DARLING ASSOCIATES**  
ARCHITECTS

1 Greencoat Row  
London SW1P 1PQ  
UK

DRAWING STATUS

**Planning**

TITLE  
**Block A - 1st Floor Plan**

PROJECT  
Great Western Yard

SCALE AT A1:  
1:125

SCALE AT A3:  
1:250

JOB NO.  
19050

DRAWING  
A-03-1-01

REV  
PL

© Darling Associates Ltd.





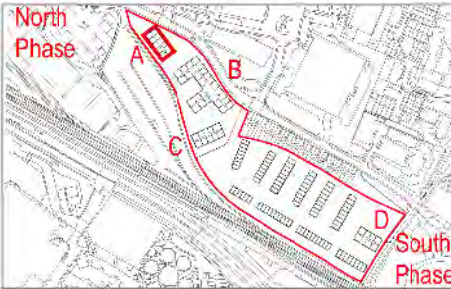
2nd Floor Plan  
SCALE 1:125

### General Notes

This drawing is copyright of Darling Associates. This drawing shall not be copied. All dimensions are in mm unless otherwise stated. All dimensions shall be checked in situ prior to commencing the works and any discrepancies to be reported to Darling Associates. All works shall conform to the current edition of the building regulations and other statutory requirements. All materials and workmanship shall conform with the relevant British Standard specifications and codes of practice. If this drawing forms part of an application for planning permission, it shall not be used for any other purpose without the express permission of Darling Associates. This drawing may incorporate information from other professionals. Darling Associates cannot accept responsibility for the integrity and accuracy of such information. Any clarification and/or additions that are required prior to the start of such information should be sought from the relevant professional or their appointed representative.

Drawings, specifications and schedules are to be read in conjunction with the following where applicable: Employer's Requirements documents, Agreement to Lease, Structural Engineers drawings and specifications, Civil Engineers drawings and specifications, Survey Drawings, Party Wall Boundary Agreements. Other specialist design consultants' requirements as appointed by the Main Contractor. Other specialist design sub-contractor's requirements as appointed by the Main Contractor.

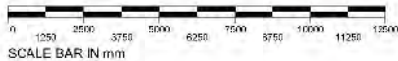
### Key Plan



### Notes

Apartments		Houses	
1B / 1P		2B / 3P	
1B / 2P		3B / 4P	
2B / 3P		3B / 5P	
2B / 4P			
3B / 4P			
3B / 5P			

Planning Application Boundary



PL	Issue for Planning	JUN/2022	JA	JB
REV	NOTES	DATE	BY	AUTH

**DARLING ASSOCIATES**  
ARCHITECTS

1 Greencourt Row  
London SW1P 1PQ  
UK

### DRAWING STATUS

**Planning**

TITLE  
**Block A - 2nd Floor Plan**

PROJECT  
Great Western Yard

SCALE AT A1:  
1:125

SCALE AT A3:  
1:250

JOB NO.  
19050

DRAWING  
A-03-1-02

REV  
PL

© Darling Associates Ltd.





3rd 3rd Floor Plan  
SCALE 1:125

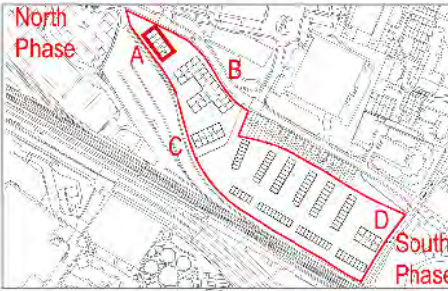


#### General Notes

This drawing is copyright of Darling Associates. This drawing shall not be copied. All dimensions are in mm unless otherwise stated. All dimensions shall be checked in situ prior to commencing the works and any discrepancies to be reported to Darling Associates. All works shall conform to the current edition of the Building Regulations and other statutory requirements. All materials and workmanship shall conform with the relevant British Standard specifications and codes of practice. If this drawing forms part of an application for planning permission, it shall not be used for any other purpose without the express permission of Darling Associates. This drawing may incorporate information from other professionals. Darling Associates cannot accept responsibility for the integrity and accuracy of such information. Any clarification and/or additions that are required pertaining to such information should be sought from the relevant professional or their appointed representative.

Drawings, specifications and schedules are to be read in conjunction with the following where applicable: Employer's Requirements documents, Agreement to Lease, Structural Engineers drawings and specifications, Civil Engineers drawings and specifications, Survey Drawings, Party Wall Boundary Agreements. Other specialist design consultants' requirements as appointed by the Main Contractor. Other specialist design sub-contractor's requirements as appointed by the Main Contractor.

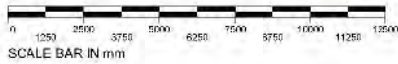
#### Key Plan



#### Notes

Apartments		Houses	
1B / 1P		2B / 3P	
1B / 2P		3B / 4P	
2B / 3P		3B / 5P	
2B / 4P			
3B / 4P			
3B / 5P			

Planning Application Boundary



PL	Issue for Planning	JUN/2022	JA	JS
REV	NOTES	DATE	BY	AUTH

**DARLING ASSOCIATES**  
ARCHITECTS

1 Greencourt Row  
London SW1P 1PQ  
UK

#### DRAWING STATUS

**Planning**

TITLE  
**Block A - 3rd Floor Plan**

PROJECT  
Great Western Yard

SCALE AT A1: 1:125  
SCALE AT A3: 1:250

JOB NO: 19050  
DRAWING: A-03-1-03  
REV: PL

© Darling Associates Ltd.





4th Floor Plan  
SCALE 1:125

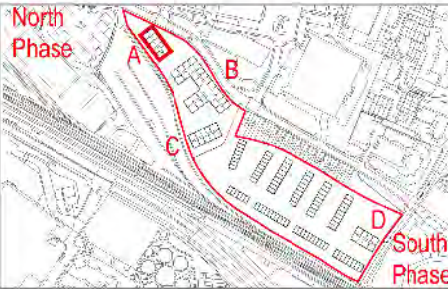


General Notes

This drawing is copyright of Darling Associates. This drawing shall not be copied. All dimensions are in mm unless otherwise stated. All dimensions shall be checked in situ prior to commencing the works and any discrepancies to be reported to Darling Associates. All works shall conform to the current edition of the building regulations and other statutory requirements. All materials and workmanship shall conform with the relevant British Standard specifications and codes of practice. If this drawing forms part of an application for planning permission, it shall not be used for any other purpose without the express permission of Darling Associates. This drawing may incorporate information from other professionals. Darling Associates cannot accept responsibility for the integrity and accuracy of such information. Any clarification and/or additions that are required pertaining to such information should be sought from the relevant professional or their appointed representative.

Drawings, specifications and schedules are to be read in conjunction with the following where applicable: Employer's Requirements documents, Agreement to Lease, Structural Engineers drawings and specifications, Civil Engineers drawings and specifications, Survey Drawings, Party Wall Boundary Agreements. Other specialist design consultants' requirements as appointed by the Main Contractor. Other specialist design sub-contractor's requirements as appointed by the Main Contractor.

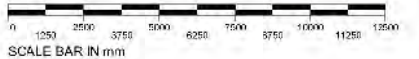
Key Plan



Notes

Apartments		Houses	
1B / 1P		2B / 3P	
1B / 2P		3B / 4P	
2B / 3P		3B / 5P	
2B / 4P			
3B / 4P			
3B / 5P			

Planning Application Boundary



PL	Issue for Planning	JUN/2022	JA	JS
REV	NOTES	DATE	BY	AUTH

DARLING ASSOCIATES  
ARCHITECTS

1 Greencoat Row  
London SW1P 1PQ  
UK

DRAWING STATUS

Planning

TITLE  
Block A - 4th Floor Plan

PROJECT  
Great Western Yard

SCALE AT A1:  
1:125

SCALE AT A3:  
1:250

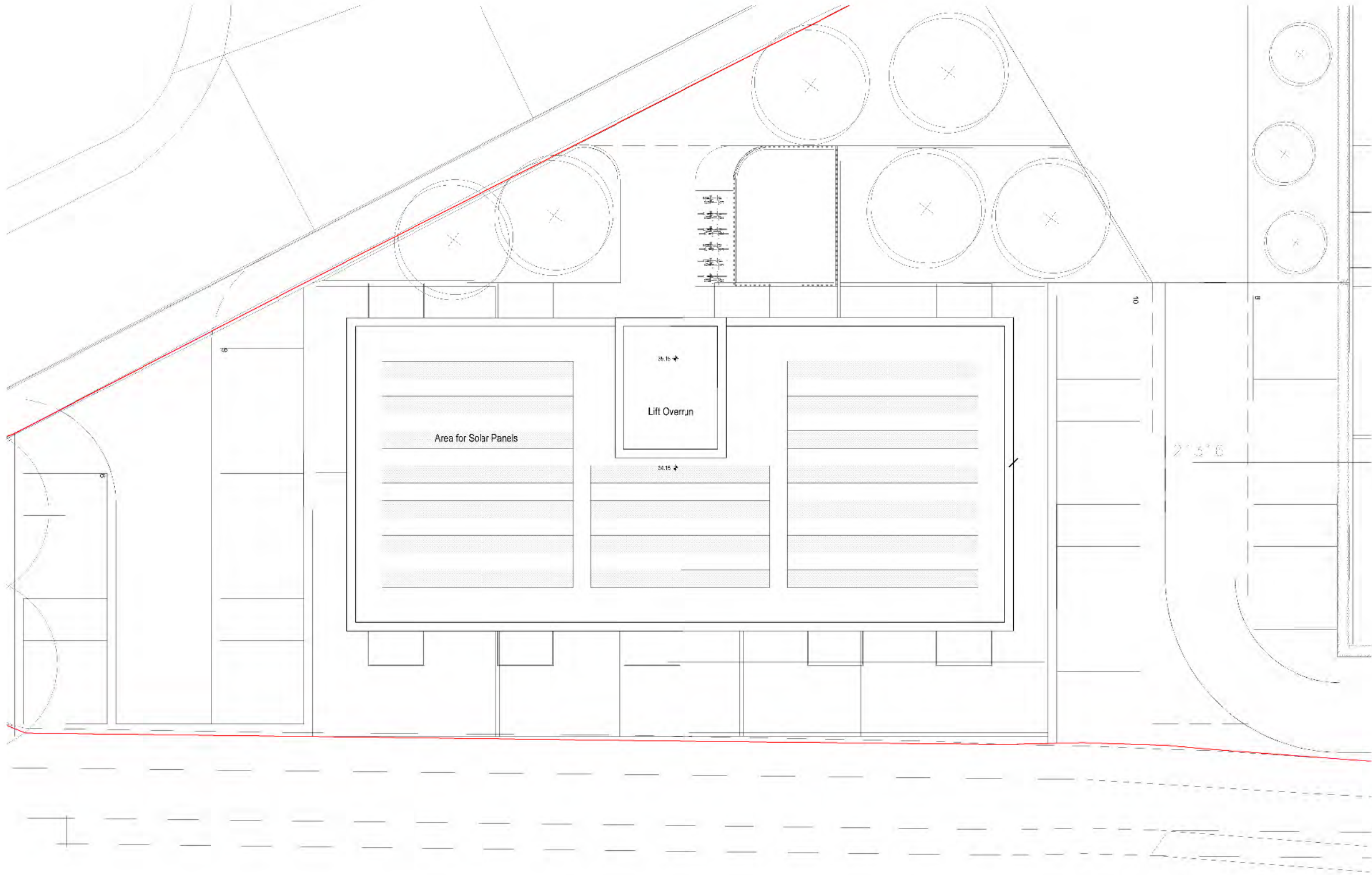
JOB NO.  
19050

DRAWING  
A-03-1-04

REV  
PL

© Darling Associates Ltd.





**R** Roof Plan  
SCALE 1:125

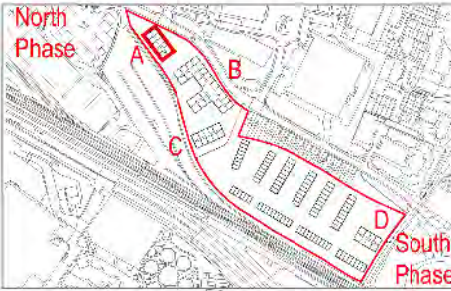


General Notes

This drawing is copyright of Darling Associates. This drawing shall not be copied, altered, reproduced, or used in any way without the written consent of Darling Associates. All dimensions shall be checked on site prior to commencing the works and any discrepancies to be reported to Darling Associates. All works shall conform to the current edition of the building regulations and other statutory requirements. All materials and workmanship shall conform with the relevant British Standard specifications and codes of practice. If this drawing forms part of an application for planning permission, it shall not be used for any other purpose without the express permission of Darling Associates. This drawing may incorporate information from other professionals. Darling Associates cannot accept responsibility for the integrity and accuracy of such information. Any clarification and/or additions that are required prior to the start of such information should be sought from the relevant professional or their appointed representative.

Drawings, specifications and schedules are to be read in conjunction with the following where applicable: Employer's Requirements documents, Agreements to Lease, Structural Engineers drawings and specifications, Civil Engineers drawings and specifications, Survey Drawings, Party Wall Boundary Agreements, Other specialist design consultants' requirements as appointed by the Main Contractor, Other specialist design sub-contractor's requirements as appointed by the Main Contractor.

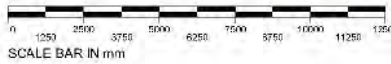
Key Plan



Notes

Apartments		Houses	
1B / 1P		2B / 3P	
1B / 2P		3B / 4P	
2B / 3P		3B / 5P	
2B / 4P			
3B / 4P			
3B / 5P			

Planning Application Boundary



PL	Issue for Planning	JUN/2022	JA	JB
REV	NOTES	DATE	BY	AUTH

**DARLING ASSOCIATES**  
ARCHITECTS

1 Greencoat Row  
London SW1P 1PQ  
UK

DRAWING STATUS

**Planning**

TITLE  
**Block A - Roof Plan**

PROJECT  
Great Western Yard

SCALE AT A1:	SCALE AT A3:	
1:125	1:250	
JOB NO:	DRAWING	REV
19050	A-03-1-05	PL