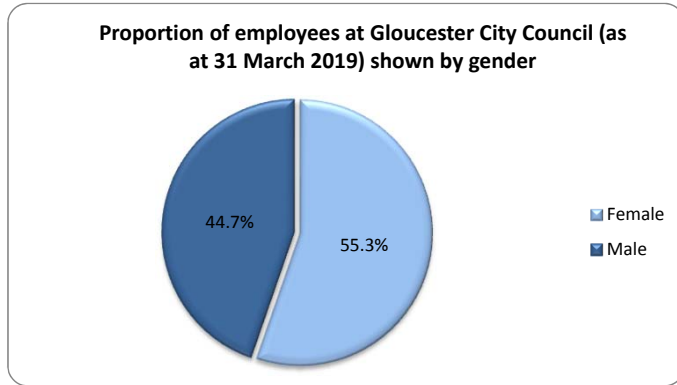


Gloucester City Council: Gender Pay Gap

All data as at 31 March 2019

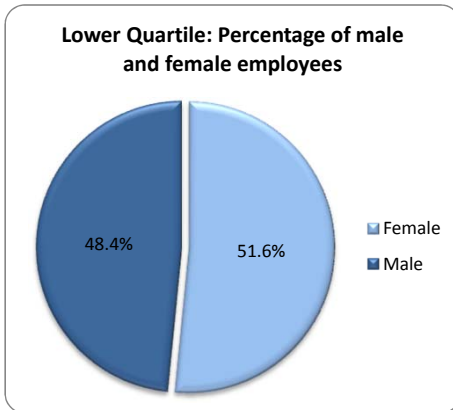
The mean gender pay gap	5.4%
The median gender pay gap	1.5%

Proportion of male and female employees employed by Gloucester City Council 31.03.19		
Gender	Count	Percentage
Female	141	55.3%
Male	114	44.7%
Total	255	100.0%

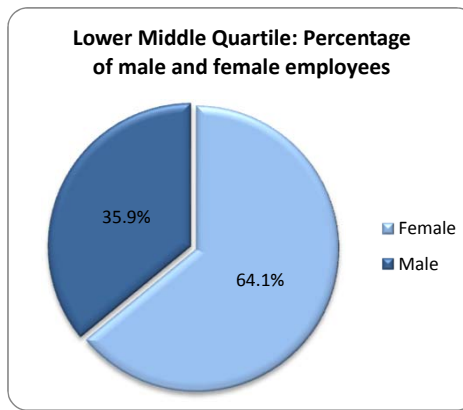


Gender split by pay quartile

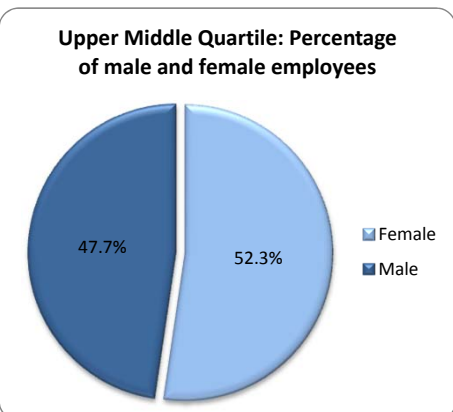
Lower Quartile		
Gender	Count	Percentage
Female	33	51.6%
Male	31	48.4%
Grand Total	64	100%



Lower Middle Quartile		
Gender	Count	Percentage
Female	41	64.1%
Male	23	35.9%
Grand Total	64	100%



Upper Middle Quartile		
Gender	Count	Percentage
Female	34	52.3%
Male	31	47.7%
Grand Total	65	100%



Upper Quartile		
Gender	Count	Percentage
Female	33	53.2%
Male	29	46.8%
Grand Total	62	100%

